


Commonwealth of Massachusetts

FY2016-2020 Five-Year Capital Investment Plan



June 2015

Charles D. Baker, Governor
Karyn E. Polito, Lieutenant Governor
Kristen Lepore, Secretary of Administration & Finance
Jennifer Sullivan, Assistant Secretary of Administration & Finance

Table of Contents

	<u>Page</u>
Governor's Message	3
Introduction	4
Executive Summary	4
FY16 Capital Plan Funding Sources	5
Discretionary Spending	6
FY16 Cap Allotment	7
Transportation Funding from Other Sources	9
FY16 Capital Spending Plan Priorities	9
Debt Affordability	10
Capital Investments by Category	
Division of Capital Asset Management and Maintenance	13
Courts	16
Health and Human Services	17
Higher Education	19
Public Safety and Security / Corrections	21
Administration and Finance	23
Economic Development	25
Energy and Environmental Affairs	26
Housing	28
MassIT	31
Transportation	33
Appendices	
Abbreviations	A
Bond Bills	B
FY16 Capital Investment Project List by Investment Category	C



GOVERNOR'S MESSAGE:

The first Capital Investment Plan of this administration is the product of exhaustive work collaborating with communities and public sector organizations across state government to invest the people's money prudently across several essential areas. This budget responsibly manages the Commonwealth's debt. While very little of this \$2.125 billion capital plan was truly discretionary, our plan fixes the once neglected repair and maintains our infrastructure, drives economic development with key investments, and offers the tools to build stronger communities. By holding the 2016 cap at last year's level, we can make crucial investments, avoid any reduction in funding for ongoing projects and responsibly control the Commonwealth's future debt load.

We are extremely proud that we have added Chapter 90 funding back in the plan, providing a significant investment for cities and towns throughout the state. In addition, communities can count on over \$30 million in assistance through grants for vocational programs, cultural facilities, local capital projects generated through Community Compacts and other funds.

Apart from the renewed focus on building safer, stronger communities to live and work in, we are making much needed down payments on economic development projects that benefit every corner of Massachusetts. More than \$200 million in grants for manufacturing job training, MassWorks Infrastructure, Life Sciences Center programs, and funds to grow the innovation hub and dredge Boston Harbor will keep the Commonwealth ahead of the competition for tomorrow's jobs.

Additionally, our transportation and budget experts are prepared to make investments statewide, including over \$500 million for roads, bridges, highways and local roadwork, plus over \$400 million to extend the Accelerated Bridge Program. In our efforts to provide the world class public transportation system that the people of Massachusetts deserve, this plan allocated the funding needed to replace the MBTA's fleet of Red and Orange line cars.

A list of programs and investments is not the same as a plan to protect taxpayers and spend the people's money wisely. Instead, this plan ensures state government balances tomorrow's needs with next generation's debt load. Similar to the operating budget deficits my administration inherited, we crafted this long range spending plan to curb an unsustainable trajectory. Rather than continuing down a path that would saddle the future with unmanageable debt or taxpayers a hefty bill for unaffordable items, we are setting a responsible course to make state government live within its means.



INTRODUCTION:

The purpose of the Commonwealth's capital budget is to fund the construction and maintenance of its capital assets. Capital assets are generally long-term assets, including transportation infrastructure, office buildings, health and human services facilities, public higher education campuses, court houses, correctional facilities, information technology hardware and software, public safety equipment, vehicles, parks and recreational facilities, etc.

The capital budget funds design, construction, maintenance, repair, renovation, modernization and improvements for all these critical items. In addition, the Commonwealth sponsors a variety of grant programs to support our communities and local government partners, and funds affordable housing, economic development, natural resources, local infrastructure, libraries, cultural facilities and more.

This Fiscal Year 2016 (FY16) capital budget plan, the first presented by the Baker-Polito Administration, includes substantial investments in the Commonwealth's capital assets, with a particular emphasis on fixing and maintaining our current assets, driving economic development, and strengthening our communities.

The plan is funded through several sources, including federal dollars. The state's share of capital funding is primarily financed through the issuance of bonds. Some items in the capital plan are funded by third-parties or are self-funded with the revenues from the project expected to pay for itself.

Bonds are authorized by the Legislature and approved by the Governor. There is currently \$28.8 billion in existing bond authorization capacity. A recent list of these authorizing bills is contained within this document as Appendix B.

The Governor is responsible for establishing the capital plan and managing capital spending by the various agencies and authorities carrying out each project. At the request of the Governor, the State Treasurer and Receiver-General is responsible for issuing bonds to borrow the funds necessary to pay for projects and programs in the capital plan.

EXECUTIVE SUMMARY:

The Baker-Polito administration presents its first Capital Investment Plan which sets a FY16 (FY16) bond cap of \$2.125 billion, equal to the Fiscal Year 2015 (FY15) cap. This marks the first time in six years that the bond cap will not increase by \$125 million over the previous year.

The administration made strategic decisions on where and how to best allocate the state's capital resources to achieve a manageable level of future debt. By doing so, we were able to keep a promise to previously committed projects while investing in several key priority areas, including:



- **Fixing and Maintaining Our Assets:** The FY16 Capital Investment Plan demonstrates the administration’s commitment to fixing and maintaining the assets we already own by investing in deferred maintenance and infrastructure across multiple agency bond cap allocations.
- **Economic Development:** An emphasis for this year’s plan is on capital projects across the Commonwealth that correlate directly to economic activity. Investments are made in the innovation economy, local infrastructure projects, and training equipment to vocational programs to address the skills gap, generate economic activity and create jobs.
- **Strengthening Our Communities:** The administration devotes a significant portion of this year’s plan to Massachusetts cities and towns. Through Chapter 90 funds, Community Compact grants, and other programs municipalities can rely on the state as a partner for important local projects.

FY16 CAPITAL PLAN FUNDING SOURCES:

The FY16 plan invests significantly in the Commonwealth’s capital needs and infrastructure using a variety of funding sources:

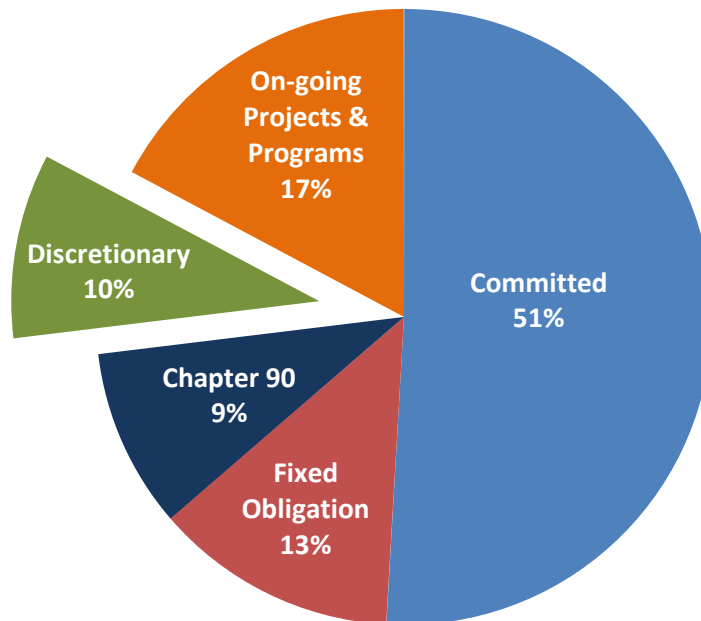
FY16 Funding Sources	Amount (\$M)
General Obligation Bonds (“Bond Cap”)	\$2,125.0
Federal Funds	\$716.6
Accelerated Bridge Program	\$405.9
Special Obligation Transit Bonds	\$394.0
Project or Self-Funded	\$98.1
Operating or Other	\$168.9
Pay-as-you-go (Toll Funded)	\$198.7
Total Capital Spending	\$4.107.4 *

(- due to rounding, total may not equal sum of numbers above)*



DISCRETIONARY SPENDING:

FY16 Bond Cap: \$2.125 Billion



The 10% of discretionary spending in the Capital Plan in the chart above represents approximately \$200 million, reflecting the limited funds available for new Baker-Polito administration investments. Some of the new investments from this list include:

- **\$35 million** for dredging Boston Harbor, providing a match to federal and MassPort funding that will enable larger “Panamax” ships to reach our port and enhance our trade capacity, growing the regional economy and jobs
- **\$25 million** for road and related infrastructure work around UMass Boston’s campus, serving the entirety of Columbia Point
- **\$15 million** for manufacturing innovation grants, to spur innovation in our manufacturing sector and promote partnerships between small business, tech and higher education sectors
- **\$10 million** increase (to \$75 million) for the existing MassWorks program, which provides grants for municipalities and other eligible public entities seeking public infrastructure funding to support economic development, housing, city and town revitalization projects, mill redevelopment and rural transportation improvements

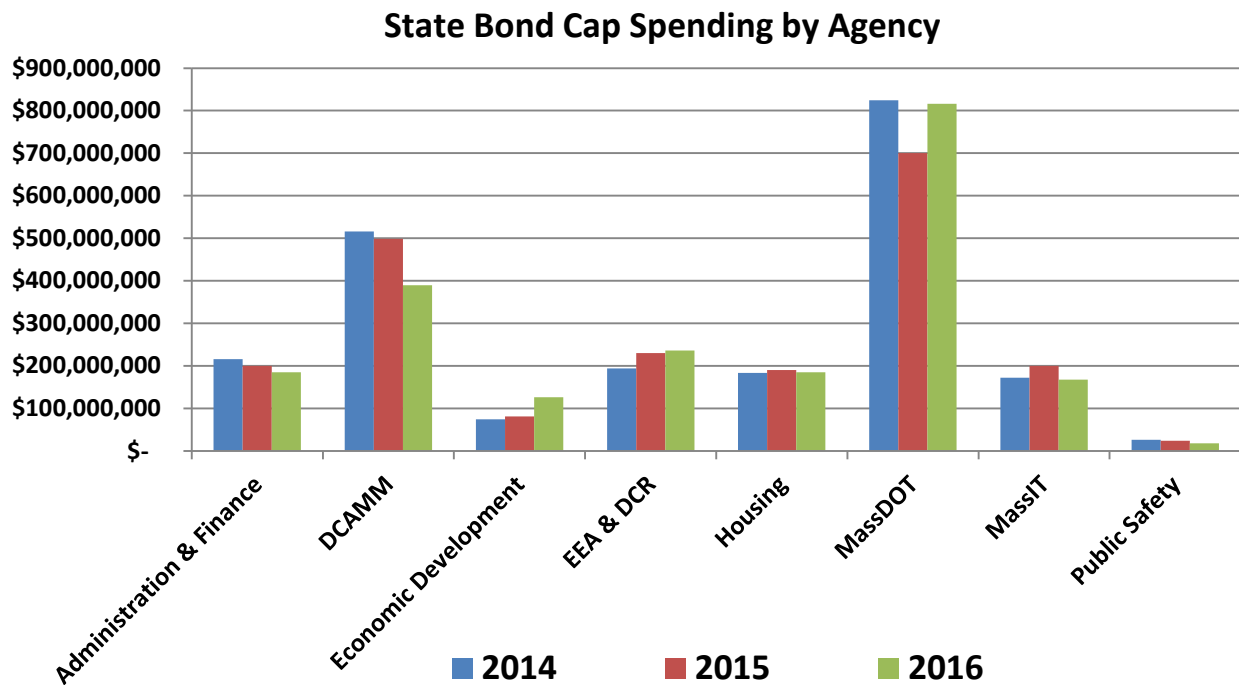


- Over **\$10 million** for enterprise wide content management, identity and access management technologies, to help state government work more efficiently, effectively and securely
- **\$6 million** for inland dams and seawalls to shore up critical infrastructure that protects our communities from flooding and severe weather events
- **\$5 million** increase to the existing Seaport Advisory Council, which provides statewide coordination of all coastal community planning and investment activities
- **\$2.5 million** for information technology support for EEC to perform more comprehensive background record checks and comply with federal and state requirements
- **\$1.5 million** for new DNA sequencers for the State Police
- **\$1 million** for local water infrastructure planning grants

FY16 CAP ALLOTMENT

AGENCY	FY16 Cap Allotment (\$M)
Executive Office for Administration and Finance (EOAF)	\$186.2
Division of Capital Asset Management and Maintenance (DCAMM)	\$389.4
Executive Office for Energy and Environmental Affairs (EEA)	\$236.4
Massachusetts Department of Transportation (MassDOT)	\$816.0
Executive Office of Public Safety and Security (EOPS)	\$17.8
Massachusetts Office of Information and Technology (MassIT)	\$168.0
Department of Housing and Community Development (DHCD)	\$185.0
Executive Office of Housing and Economic Development (EOHED)	\$126.5
Total Commonwealth Plan	\$2,125.0

The administration worked collaboratively with all secretariats to address their needs with a specific focus on dedicating any discretionary spending to those projects that support our core priorities: fixing and maintaining our assets, economic development, and investing in our communities.



TRANSPORTATION SPENDING FROM OTHER FUNDING SOURCES:

The state continues to make major investments in the transportation system, with the Department of Transportation planning to spend \$2.545 billion from all sources.

The state bond cap allocates \$816 million to the Department of Transportation, funding the state match for federal funding on highway projects, Chapter 90 aid to municipalities for transportation improvements, non-federal aid highway projects, as well as funding for Regional Transit Authorities, aeronautics, and rail. The DOT plan also includes \$713 million in federal funding. Additionally, the plan includes \$405 million in spending funded from the Accelerated Bridge Program, which is outside the bond cap, as well as \$394 million in spending on transit projects funded out of special obligation bonds authorized by the Transportation Bond Bill of 2014. Finally, DOT funds turnpike projects on a Pay-As-You-Go basis out of toll revenue, totaling \$198 million in FY16.

In addition to the state's investment in transportation, the MBTA's separate capital investment plan includes \$612 million in spending on state of good repair improvements funded by revenue bonds and federal reimbursement, bringing total state investment in transportation to over \$3.1 billion.



FY16 CAPITAL SPENDING PLAN PRIORITIES:

The Baker-Polito Administration’s FY16 Capital Investment Plan presents a new investment strategy that honors previous commitments while focusing on key priorities such as maintaining the Commonwealth’s assets, driving economic development and investing in stronger communities.

Some of the areas of note in the FY16 Baker-Polito Capital Investment Plan include:

FIXING AND MAINTAINING ASSETS:

- Over \$500M: Roads and bridges, highways, and local roadwork statewide
- \$405.9M¹: Accelerated Bridge Program – structurally deficient and / or obsolete bridges
- \$117.6M: DCAMM maintenance and repair of state assets
- \$90M: DHCD public housing maintenance
- \$58.8M: DCR deferred maintenance
- \$45M:² Lottery terminal upgrades
- \$16.5M:³ Accelerated Energy Program – energy efficiency upgrades to replace existing systems with cheaper, greener systems
- \$4.7M:⁴ Upgrades to DCF social worker tablets

ECONOMIC DEVELOPMENT:

- \$75M: MassWorks Infrastructure Grant Awards
- \$65M: Massachusetts Life Sciences Center grant program
- \$35M: Dredging of Boston Harbor to increase port traffic
- \$16.5M: Seaport Advisory Council
- \$15M: National Network for Manufacturing Innovation Grants
- \$12.7M: Equipment grants for vocational programs

BUILDING STRONGER COMMUNITIES:

- \$200M: Chapter 90 transportation funds
- \$20M: Library construction grants
- \$19M: Broadband Last Mile – high speed internet access for rural communities
- \$10M: Cultural facilities grants
- \$2M: Community Compact grants for local capital projects
- \$2M: Greening the Gateway Cities

¹ Funding source: \$405.9 M in non-bond cap funds

² Funding source: \$45 M in non-bond cap funds

³ Funding source: \$16.5 M in bond-cap funds; \$44 M in non-bond cap funds; \$2 M in other funds

⁴ Additional \$2 M proposed in H1



DEBT AFFORDABILITY:

I. Historical Perspective

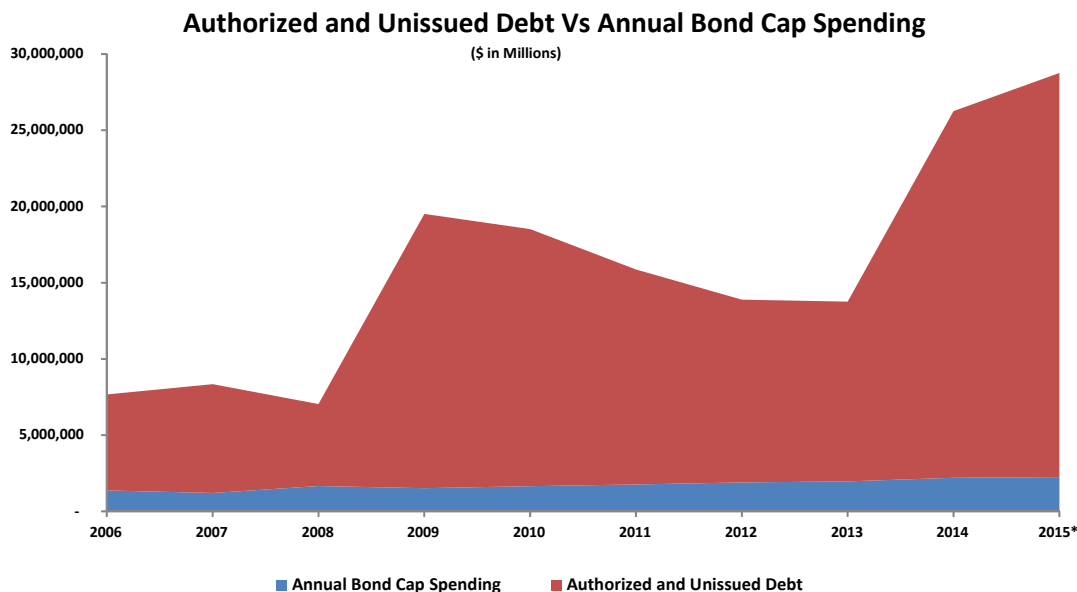
Recent capital spending has been on a fiscally unsustainable path, increasing from an annual cap of \$1.29 billion to \$2.125 billion over the past 10 years, a 64% increase. Last year’s capital plan included project commitments that presumed an additional bond cap increase to \$2.25 billion this year.

Annual Bond Cap (billions)

<u>2006</u>	<u>2007</u>	<u>2008</u>	<u>2009</u>	<u>2010</u>	<u>2011</u>	<u>2012</u>	<u>2013</u>	<u>2014</u>	<u>2015</u>
\$1.290	\$1.300	\$1.500	\$1.575	\$1.500	\$1.625	\$1.750	\$1.875	\$2.000	\$2.125

The state’s debt load has significant implications for the sustainability of our capital and operating budgets. This includes the ability to manage within the statutory limit on direct debt, fund ongoing operating expenses and debt service, and protect the Commonwealth’s credit rating and access to capital markets.

Similar to the state’s operating budget, the capital budget inherited by this administration included more spending commitments than we believe that we can responsibly afford. The capital budget is also under increased pressure to fund projects from existing bond authorizations, which have jumped over the last 10 years by 275%, from \$7.7 billion in FY06 to \$28.8 billion in FY15.



On its present trajectory, the Commonwealth’s long-term obligations over the next 20-30 years, including projected debt service and the unfunded pension liability (currently \$29 billion), would crowd other operating budget spending and reduce the state’s ability to fund critical areas such as social services, education, local aid, and economic development.



The potential consequences of debt service negatively impacting future operating budget's discretionary spending required the administration to reevaluate projects that were under previous consideration, promised, or expected. The Administration's decision to freeze the FY16 bond cap at \$2.125 billion, the same level as FY15, reflects the reality that the Commonwealth can invest in critical capital needs without unduly burdening future generations.

II. Affordability Analysis

All capital projects financed with Commonwealth debt, whether or not included in the bond cap, must be repaid. The Administration's goal is to balance the need for capital investment and renewal with the cost of financing projects over their useful lives, generally 10-30 years. Both near-to-medium term debt service costs and the overall balance of Commonwealth debt outstanding are the result of previous years' capital commitments and funding decisions which the current Administration cannot change.

Given long term budgetary pressures including increasing pension and healthcare costs and the Administration's commitment to continue to adequately fund education, local aid and state services, we must responsibly manage our debt service. With this in mind, we will closely monitor debt service and continue to stress test projections through a variety of credit ratios especially as a percentage of operating budget.

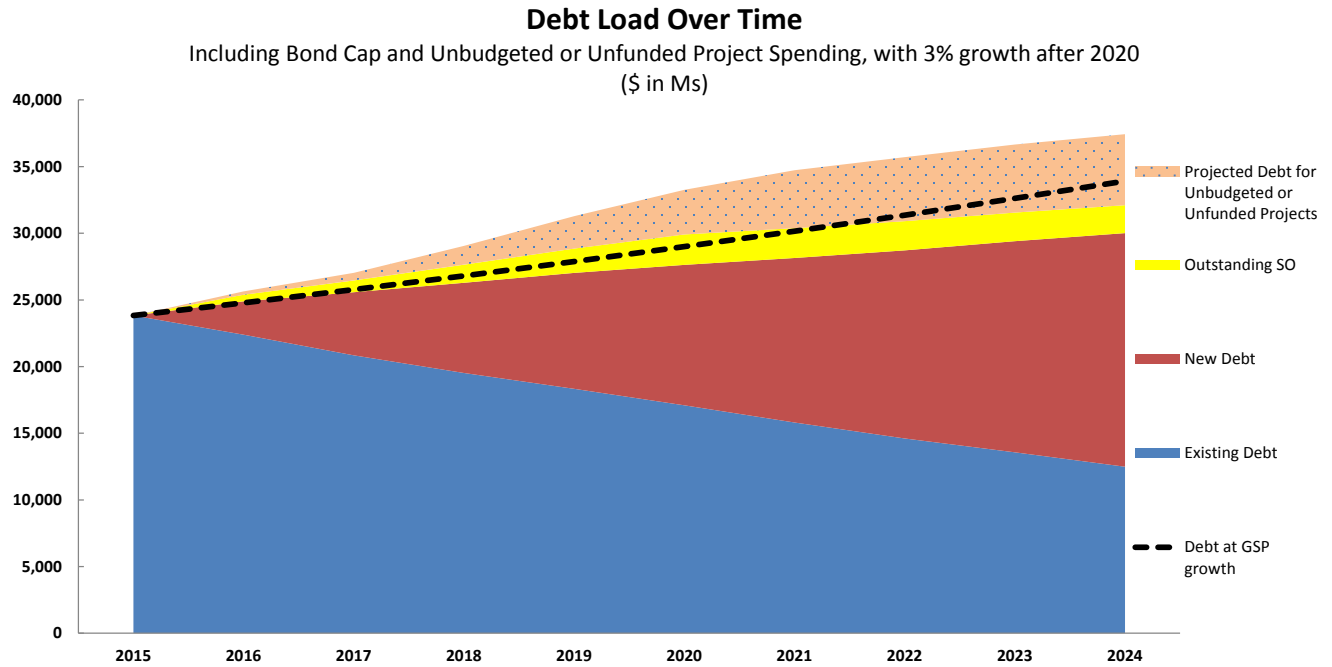
The existing state debt affordability policy limits debt service to 8% of budgeted revenues and no greater than a \$125 million increase in bond cap per year. The affordability target remains in place and is met under the FY16 Capital Investment Plan.

The statutory debt limit constrains growth of direct debt to 5% per annum. In FY15, the direct debt limit was \$19.8 billion, with an increase to \$20.7 billion in FY16.

The existing affordability limits serve a guard rail for spending. While issuing debt for all unfunded but anticipated projects, debt service levels would have stayed within, but come very close to hitting the existing standard of 8% of revenues in a few years.



The trajectory of debt issuance from previous Commonwealth plans would have exceeded other industry standard debt affordability ratios. For example, as the chart below indicates, left unchanged, the total debt load escalation would have outpaced projected Gross State Product (GSP) growth over time.





Division of Capital Asset Management and Maintenance

Summary:

The Division of Capital Asset Management and Maintenance (DCAMM), an agency within the Executive Office for Administration and Finance (A&F) is responsible for integrated facilities management, major public building construction, and real estate services for the Commonwealth.

The DCAMM capital improvement plan is designed to meet the goals of the Baker-Polito Administration by maintaining a commitment to addressing deferred maintenance, improving accessibility, and implementing energy improvements throughout the portfolio, initiating strategic planning for key agencies, evaluating opportunities for alternative procurement, and completing projects efficiently through planning, design, and construction phases.

DCAMM's facilities management is responsible for approximately 6 million square feet of space it directly controls, which is comprised primarily of office buildings occupied by multiple agencies. In addition, DCAMM provides maintenance services on behalf of other agencies via property maintenance and management agreements. DCAMM is currently managing nearly 1.5 million square feet of space through such arrangements, and is working with various agencies to double the amount of space under its management in the coming year. At all of these properties, DCAMM provides property operations and maintenance, and manages repairs and deferred maintenance investments.

The majority of DCAMM's capital program goes toward the development of new capital construction, renovations, repairs, and capital planning to support the facilities needs of the Executive Branch agencies, Constitutional Offices, higher education, the Judiciary, state military facilities and the State House. A small portion of the capital plan also addresses costs associated with surplus facilities, facility management, and other DCAMM operations including leasing and contractor certification.

Deferred Maintenance:

DCAMM will expand the deferred maintenance program to \$63 M this year, up from \$44.4 M in FY15 and \$117.6 M overall on the maintenance of state assets. This funding will allow the state to complete projects already in the pipeline and allow DCAMM to provide funding for user agencies to address their priority needs and begin to reduce the backlog of deferred maintenance throughout the Commonwealth.

Addressing the backlog of deferred maintenance to extend the useful life of buildings that provide critical services to Commonwealth citizens is a top priority of the Administration, and it is addressed by DCAMM in three major ways:

- 1) **Deferred Maintenance Projects** – Every year DCAMM solicits and evaluates requests from all of its client agencies for deferred maintenance funding to address critical



repairs at their facilities. In addition to the approximately \$20 - \$25 M per year funding that is transferred to agencies for direct implementation, this process identifies larger repair projects that, if determined to be high priority, are managed and implemented directly by DCAMM.

- 2) **Comprehensive Renovation Projects** – These projects, which are identified individually on the spending plan based on their size, scope and Administration priority, address deferred maintenance needs in a facility as part of the renovation. A significant proportion of the higher education projects in the next five years are renovations, as are several others including courts, public safety, and human services projects.
- 3) **Energy and Water Conservation Projects** – The energy and water-savings projects typically include replacement of some portion of buildings' failing or inefficient HVAC systems, plumbing fixtures, and other building infrastructure, such as envelope and window systems thereby addressing deferred maintenance needs while improving energy performance.

Strategic Planning

Strategic planning is an essential first step in developing a targeted capital investment plan to support the future vision for the agency, while identifying operational opportunities for improved efficiencies and cost savings. A number of strategic planning initiatives are funded to ensure that when we commit to future projects, we do so in a manner that is coordinated and consistent with our investment priorities.

Key Criteria

- **Health and Life Safety:** These projects constitute repairs to address critical life safety or health and safety issues at existing occupied facilities. Although some of the projects are in the initial study phase, they all are critical needs and should continue into design and construction in order to prevent emergencies and impacts to building occupants.
- **Critical Asset Maintenance Projects – Envelopes and Systems:** These projects address critical building or site conditions that must be improved or replaced in order to ensure continued operations in the facilities.
- **Other Obligations:** These projects represent commitments related to legal or contractual obligations.
- **Projects with a positive return on investment:** These projects will directly result in budgetary savings that offset their initial capital cost.



- **P3 Projects to leverage strategic asset value:** Planning and project management funding to evaluate and implement creatively financed projects through public-private partnerships when appropriate.

Highlighted DCAMM capital investments are included throughout the following five sections.



Courts (*within DCAMM Capital Plan*)

Summary:

The Commonwealth's judiciary operates 100 active court facilities, with approximately 5.6 M gross square feet of space, in communities across the Commonwealth. A majority of these facilities are state-owned and operated, but many are a combination of county and privately-leased facilities. Capital spending and leasing for judiciary projects is administered through DCAMM, in collaboration with the Trial Court administration.

The Trial Court previously completed a strategic plan and is now implementing a three-year tactical plan centered on consolidated comprehensive justice centers and improvements to accessibility, energy efficiency, and building conditions throughout the system. DCAMM will spend \$500 K to complete the strategic capital plan for the Trial Court, memorializing the efficiencies and best practices identified through the planning process in the form of Design Guidelines for all future courts projects. Operational savings are anticipated through this new approach to court operations, enhanced by capital projects supporting the operational change.

Highlights:

Greenfield Trial Court (\$28.5 M): Construction continues in FY16 on the \$73.8 M comprehensive justice center for the Franklin County courts in Greenfield. This project preserves the entry portion of the historic Franklin County Courthouse facing Main Street and appends a large modern addition to the rear to provide secure circulation, natural-lighted courtrooms, and flexible support and transaction spaces to facilitate the functioning of a modern judiciary.

Salem Probate and Family Court Renovation (\$28 M): Construction is ongoing for this comprehensive renovation of the historic courthouse on Federal Street in downtown Salem. This project will total \$59.7 M when finished and complete the upgrades of the Salem court facilities serving Southern Essex County.

Lowell Trial Court (\$5.9 M): Design is ongoing for the new \$200 M comprehensive justice center in Lowell on the Hamilton Canal District site. The facility will combine five trial court departments into a single facility, providing efficiencies for operations and greater convenience for the public. This new facility's design incorporates recommendations from the strategic master planning, including: shared transaction counters, reduced space needs due to increased use of technology for video conferencing, records storage, and improved communications and access to justice.

Haverhill District Court (\$1 M): Construction will begin on the occupied renovation of the district court building, projected to cost \$9.8 M once complete, to address accessibility, life safety, and deferred maintenance.



Health and Human Services (*within DCAMM Capital Plan*)

Summary:

The Executive Office of Health and Human Services (HHS) provides a safety net for the Commonwealth's most vulnerable citizens. The 16 agencies of HHS provide critical services to veterans, elders, children, the mentally ill, and the developmentally disabled. HHS agencies administer the Commonwealth's Medicaid program (MassHealth), programs at the Department of Public Health, comprehensive disability services, and the Department of Transitional Assistance, among others.

HHS agencies occupy or operate 370 state-owned buildings, encompassing over 7.5 million square feet of space spread over 35 state-owned properties. These structures include hospitals, clinics, long and short-term care facilities, and regional offices, as well as support facilities like power plants and garages. Many of these facilities operate 24 hours per day, 7 days per week, year-round.

Highlights:

DYS Middleton – Northeast Regional Youth Services Center (\$21.5 M): Construction continues on the \$47.8 M Department of Youth Services (DYS) residential facility at the existing 45 bed site in Middleton. This project will create a DYS operations center in the northeast region of the state. Through this enhanced capacity, youth in custody at Middleton can be ensured a safe and secure environment with a full complement of educational and recreational opportunities in a residential setting.

Health and Human Services Strategic Master Plan (\$600 K): DCAMM will work with the Executive Office and agency leadership from the HHS agencies with capital facilities to update and refine the Secretariat-wide Strategic Plan initiated in the previous administration. The project will identify increased efficiencies through service delivery, business model analysis, and continued facility consolidation, and will provide an investment framework for priority projects. Potential public-private partnerships will be explored to leverage assets to build space for state use at little or no cost to the Commonwealth. The project will also perform strategic planning analysis to establish the reform agenda for the new Administration, seeking opportunities for cost savings and service improvements

HHS Project outside of the DCAMM Capital Plan:

Department of Children and Families (DCF) Mobility Project – iFamilyNet (\$4.7 M⁵): MassIT will support 2,400 DCF social workers and staff now using iPads as they provide services and manage cases, delivering greater functionality for social workers. This enhanced technology will guide new policies pertaining to assessment and case planning, case closing, background record checks, and missing children, all of which are being developed or have recently become

⁵ An additional \$2 M was proposed in H1.



effective. Additionally, a new mobile collaboration tool will promote real-time access to information and enable better communication between management, staff, providers, and community stakeholders. DCF will migrate existing reports and develop new web-based reports – including financial, legal, and case management reports – to provide DCF managers statewide with real-time access to information to strengthen decision-making.



Higher Education (*within DCAMM Capital Plan*)

Summary:

The Commonwealth's public higher education system, which serves approximately 260,000 students, is comprised of 29 campuses divided into three segments: 15 Community Colleges; 9 State Universities; and 5 University of Massachusetts (UMass) campuses.

A significant portion of the capital plan for the next several years will continue to be devoted to improvements to the state's higher education system, with a specific emphasis on Community Colleges and renovations of existing facilities. The majority of these projects were originally prioritized through a system-wide master-planning process initiated in 2004 - 2007 and resulting in the 2008 Higher Ed Bond authorization of over \$2 B.

To date, over \$1.3 B has already been invested on higher education projects at many of the UMass, State University, and Community College campuses throughout the Commonwealth, including supplemental funding contributed by the institutions. The FY16 capital plan includes a pool of study funding that DCAMM and EOE will allocate as-needed to complete ongoing studies appropriately and set the direction for future project implementation.

In addition to specific projects identified in the DCAMM portion of the capital plan, a total of \$2.25 M will be made available for Higher Education Strategic Planning and Study Funding. Through this pool of funding, DCAMM will 1) ensure ongoing project studies are completed in FY16, and 2) work with the Executive Office of Education, the campuses, the University of Massachusetts President's Office, and the Department of Higher Education, to develop a comprehensive higher education capital investment plan that builds on existing strategic planning efforts, provides the context and rationale for additional capital investments, reflects the future vision for higher education, and identifies opportunities for improved efficiencies and cost savings.

Highlights:

Bristol Community College Technology and Learning Center, Fall River (\$15.75 M):

Construction continues on this lab and classroom building, utilizing solar, geothermal, recirculating fume hoods, and other strategies to achieve zero net energy for this high performance facility.

Mt. Wachusett Community College Modernization of Haley Academic Center (\$15.5 M⁶):

Construction continues on this renovation and addition, providing accessibility and deferred maintenance upgrades to the existing building while expanding with state-of-the-art and high performance energy efficient STEM facilities for the college.

⁶ \$3 M in outside funds



UMass Lowell – Pulichino Tong Management Building (\$13.5 M): Ground was broken in the spring to demolish the existing outdated building to make way for the Pulichino Tong Management Building for the New Manning School of Business on UMass Lowell's North Campus. The new facility will foster collaboration and entrepreneurial activities with the Engineering School as well as engage businesses from around the region.

Framingham State Hemenway Hall Renovation and Addition (\$13 M): Construction is ongoing at this major addition and renovation to the existing science facility. The project addresses accessibility on a challenging sloped site, addresses extensive deferred maintenance and code upgrades in the existing building, and provides a new light-filled atrium as a social center for the campus.

Berkshire Community College – Hawthorne/Melville Renovations – \$ 6.0 M: Construction begins on the renovation of two major classroom buildings on the campus in Pittsfield, addressing deferred maintenance and accessibility.

North Shore Community College Lynn Campus (\$5 M): Construction will begin on the addition and renovations to provide accessibility to the McGee building which will add a one-stop center for alternative studies, instructional technology, classrooms, and student study space.



Public Safety and Security / Corrections (within DCAMM Capital Plan)

Summary:

The Commonwealth's capital spending supports important public safety projects and programs that ensure the safety of our citizens and communities. Public Safety capital investments range from improvements to Massachusetts military facilities to addressing the equipment and facilities needs of the State Police, Chief Medical Examiner, homeland security and emergency response agencies. Part of this year's capital plan includes \$250 K for a comprehensive strategic plan that will be developed to reflect the agency's goals and objectives, in addition to making recommendations for consolidation and operational improvements based on data-driven information.

The Department of Correction operates 18 institutions with five security levels ranging from contract pre-release to maximum security. These facilities house over 10,000 criminally sentenced inmates in the jurisdiction of the Department of Correction, as well as civil offenders and some pre-trial or awaiting trial offenders. In addition to the correctional facilities managed by the Department of Correction, the Commonwealth has 23 sheriff-managed jail and house of correction facilities, housing just over 10,000 detainees and inmates, including some community-based settings for pre-release and substance abuse treatment located in 14 Massachusetts counties.

Highlights:

New Braintree Firearms Range (\$4.8 M): Construction is underway for a conversion of the existing firearms training facility in New Braintree from an open air to an indoor firearms range at the request of the Massachusetts State Police (MSP) to better serve their training and certification needs year-round. This project was needed due to hazardous conditions resulting from changes in use and operations over the years since the facility was originally constructed.

Springfield Fire Training Facility (\$2 M⁷): Construction will be completed in the fall for the Western Fire Training Facility to be operated by the Department of Fire Services, providing training capacity in the western region of the state for this critical public safety function.

West Boylston Combined Intake Med Unit (\$1.5 M): Design will begin for the replacement of the existing medical facility on the Worcester Sheriff's West Boylston Campus. The existing modular facility is in serious disrepair and requires replacement. The project will address several logistical and structural issues at the site by replacing the medical facilities and consolidating and upgrading the intake area.

Lower Basin Barracks Renovation & Addition (\$1 M): Design will begin on the renovation of the historic barracks at the Longfellow Bridge at the head of the esplanade. The project will

⁷ \$2M in off-budget funds



upgrade the facilities of the outdated building, providing a new presence on the esplanade for the public, and will support the security services of the State Police all along the Charles River.

MCI Shirley Food Services (\$50 K): This funds the study and design for the construction of a new food service building to replace a temporary modular structure at the Massachusetts Correctional Institute in Shirley. The MCI Shirley kitchen prepares 1,250 offender meals per day for MCI Shirley-Medium and 340 offender meals per day for MCI Shirley-Minimum.

Public Safety Projects outside of the DCAMM Capital Plan:

New State Police Cruisers and Mobile Data Terminals (\$10.8 M): The State Police will purchase nearly 280 new cruisers outfitted with mobile data terminals.

DNA Scanners (\$1.45 M): Funding will support the state's procurement of a rapid DNA technology platform that will allow DNA identification to be completed within days, rather than months.

Eastern Mass. Radio Network Infrastructure (\$1.25 M): An independent consultant will be hired in FY16 to prepare the strategic roadmap for the modernization of the current state police radio system, already implemented in the western part of the state.

Body Armor Replacement Program (\$350 K): This program assists local police departments, the State Police, Sheriff's Departments and other state agencies, authorities and educational institutions with law enforcement functions by providing bulletproof vests to their officers.



Administration and Finance

Summary:

The Executive Office for Administration and Finance (A&F) oversees a broad range of capital grant programs and projects primarily focused on helping local communities and organizations invest in future growth. Grant programs invest in libraries, cultural facilities, historic preservation projects, vocational schools, and municipalities across the Commonwealth. A&F also sponsors substantial life science investments in businesses and schools. In addition, A&F partners with MassDevelopment to fund military projects to enhance technology and facilities.

Highlights:

Massachusetts Life Sciences (\$65 M): Grants from the Life Sciences Fund promote job growth, business expansion and innovation in the life science industry.

Public Libraries (\$20.6 M): The Commonwealth will again invest in assisting communities in developing their public libraries through the renovation and expansion of existing buildings or the construction of new facilities.

Broadband Last Mile (\$19 M): The Massachusetts Broadband Incentive Fund is used by the Massachusetts Broadband Institute for construction and acquisition of broadband infrastructure to promote the development of broadband access, particularly in Western Massachusetts communities.

Clean Water Trust (\$12.8 M): The Commonwealth will continue funding the Trust which supports cities and towns in their efforts to improve drinking water and wastewater infrastructure. This contribution matches estimated FY16 federal capital contributions.

Cultural Facilities Fund (\$10 M): Grants from the Cultural Facilities Fund (CFF) to municipalities and nonprofits will aid in the acquisition, design, repair, renovation, and expansion of cultural facilities. These grants support projects that create jobs in construction and cultural tourism; expand access and education in the arts, humanities, and sciences; and improve the quality of life in cities and towns across the Commonwealth.

Vocational School Equipment Grants (\$5 M): Massachusetts vocational schools will be eligible for \$5.0 M in equipment grants, further empowering a program that has leveraged over \$4.5 M in private matching funds to build workforce skills partnerships between our vocational-technical programs, local industry, and institutions of higher education.

Union Station Parking Garage (\$4.8 M): In Springfield, the construction of a 480 space parking garage in conjunction with the development of the Union Regional Intermodal Transportation Center is underway as part of a strategic revitalization effort in the City.



Community Compact Grants for Local Capital Projects (\$2 M): Cities and towns participating in the Community Compact will be eligible for grants to assist implementing one or more of the best practices they have agreed to pursue with the Commonwealth.

New Bedford YWCA/Levi Standish House (\$1 M): The Commonwealth has committed \$1 M worth of matching state funds to the YWCA in New Bedford to expand its facilities serving women and children.



Economic Development

Summary:

The proposed FY16 investments by the Executive Office of Housing and Economic Development serve as catalysts for economic growth in the Commonwealth by investing in the innovation economy, local infrastructure projects, and training equipment to address the skills gap. Additionally, the FY16 Capital Plan will make investments to enhance the quality of life of Massachusetts residents by stimulating economic opportunity and job creation in all regions of the Commonwealth, as well as expanding housing opportunities across all income levels.

Highlights:

MassWorks (\$75 M): The MassWorks Infrastructure Program provides a one-stop shop for municipalities and other eligible public entities seeking public infrastructure funding to support local projects with a focus on economic development. Several projects will be supported with MassWorks grants this year, including the Springfield Innovation Center, the Harbor Place project in Haverhill, and the redevelopment of Malden Center.

Seaport Council (\$16.5 M): The Seaport Council will provide statewide coordination of all coastal community planning and investment activities, with an aim towards stimulating economic development and creating jobs in the maritime economy sector as well as to protecting coastal assets essential to achieving those aims.

National Network for Manufacturing Innovation Grants (\$15 M): The Executive Office of Housing and Economic Development will provide matching funds to higher education partners competing for federal National Network for Manufacturing Innovation (NNMI) advanced manufacturing awards. Matching funds will help ensure that Massachusetts remains a national leader in the research and development of advanced manufacturing technologies, and that these new technologies lead to new jobs in the Commonwealth. Housing and Economic Development expects Massachusetts universities to be competitive in upcoming competitions for flexible electronics, revolutionary fabrics and textiles, and photonics.

Equipment Training Grants (\$7.7 M): Funding supports the development and expansion of workforce and educational facilities to train new and existing workers in advanced manufacturing across the state. The grants will further fund the purchase of equipment by vocational high schools and community colleges to prepare students for careers in high demand industries such as advanced manufacturing, information technology, and hospitality.

Statewide Collaborative Research and Development Grants (\$6.1 M): Matching grants will be available to support large-scale, long-term collaborative research projects that have the most potential to spur innovation, cluster development and job growth. We will continue to support the developments of a software base enabling the deployment of “Massachusetts Open Cloud project, new form factors for electronic devices through flexible printed electronics, and advances in marine robotics.



Energy and Environmental Affairs

Summary:

The Executive Office of Energy and Environmental Affairs, with a vision towards the balance of sustainable economic growth, quality of life, and resource protection, has set forth an aggressive, yet targeted Fiscal Year 2016 Capital Budget. To ensure that Massachusetts remains a great place to live, work, learn, and play for generations to come, the capital plan focuses more than half (\$117 M) of its total funds to deferred maintenance and infrastructure investments. The plan also supports the Administration's commitment to building stronger communities with a focus on developing urban agriculture and food safety, in addition to continued investment in municipal projects and programs.

The Department of Energy Resources collaborates with DCAMM on the Accelerated Energy Program (AEP). Projects initiated through the Accelerated Energy Program are continuing in this plan – with approximately \$16.5 M in FY16 bond-funded capital investments leveraging an additional \$44 M in non-cap funding – where debt service is paid for through the operating savings achieved by the energy cost reduction. The AEP is projected to save over \$40 M annually when all projects are complete.

Through the allocations presented in the capital budget, the Executive Office of Energy and Environmental Affairs maintains the administration's commitment to steward our precious natural resources and create a cleaner, more beautiful Commonwealth for residents and visitors alike.

Highlights:

DCR Deferred Maintenance Programs (\$58.8 M): The Department of Conservation and Recreation (DCR) will use \$58.8 M on deferred maintenance programs in FY16 in order to preserve and enrich parks and other crucial public spaces throughout the Commonwealth. These funds will be directed most significantly at improving the DCR equipment fleet, the dam rehabilitation program, and emergency bridge repairs and reconstruction.

Walden Pond Visitors Center (\$6.1 M): The first phase of this project will involve installing utilities, including a new septic system, as well as the construction of 100 kW of solar photovoltaic carport canopies placed over existing parking lots to power the new Visitor Center and the rest of the park, host to half a million visitors a year.

Inland Dams and Seawall Projects (\$6 M): Funding will support projects dedicated to the repair or removal of dams, levees, seawalls, and other forms of inland and coastal flood control.

Greening the Gateway Cities (\$2 M): Planting trees in the Commonwealth's 26 Gateway Cities through this program will increase tree canopy cover and reduce energy use. This program will



also reduce stormwater runoff, clean the air, increase property values and tax receipts, and provides a safer, healthier environment for residents.

Boston Public Market (\$1.2 M): Funds will be spent to complete a permanent year-round market in Boston that provides fresh, healthy food to consumers of all income levels. Once in full operation, the Boston Public Market is expected to support an estimated 200 permanent jobs.

Storrow Drive, Soldiers Field Road, and Embankment Road Lighting Replacement (\$1 M): A new project for FY16, \$1 million will be spent on repairing and updating the lighting along the most heavily trafficked stretch of DCR parkway to energy efficient technology.



Housing

Summary:

The Department of Housing and Community Development (DHCD) administers several housing development bond programs, all of which are critical to the Department's mission. These programs have the capacity to produce or preserve affordable units and create housing opportunities for specific populations. Some of these programs focus on helping people with disabilities move from nursing homes or other institutions into comfortable settings with appropriate services. Other programs can be used to create housing for veterans who have served in combat and are readjusting to civilian life.

In addition, several programs create housing for homeless individuals and families who currently live in shelters or overflow facilities. The creation of permanent housing for this population is critically important. Some programs also provide for the new construction and preservation of affordable family units that help stabilize and/or advance neighborhood housing efforts, many of which are close to transit and within walking distance of retail and commercial opportunities.

DHCD will use capital funds to address the backlog of deferred maintenance in order to repair, modernize, and develop the state public housing stock to a state of good repair. DHCD will continue to provide capital resources for the preservation and development of state public housing (45,600 units dispersed across 240 communities) for families, the elderly and those with special needs units are allocated as follows:

- 30,253 units for elders and residents with disabilities;
- 10,542 units for families in medium to large developments;
- 2,941 units for families residing in scattered site developments; and
- 1,899 units for special needs residents

Public housing is the ultimate safety net, where individuals and families can find a stable home. Public housing has formed the foundation for community participation, served as the delivery point for an array of services and programs, and reduced isolation by offering opportunities for skills development and training. It is a key resource for transitioning formerly homeless individuals and families into permanent housing and participation in the economy.

Highlights:

Public Housing (\$85 M): These funds will allow local housing authorities to plan for and prioritize the replacement of expired components, help lower utility costs, address long-term unit vacancy, and minimize risks to the health and safety of residents. The state public housing portfolio is made up of 45,600 units dispersed across 240 communities and houses 80,000 extremely low-income households, 80% of which earn less than 30% Area Median Income.



Affordable Housing Trust Fund (\$35 M): The Affordable Housing Trust Fund (AHTF) fosters the creation and preservation of affordable housing for the benefit of households whose incomes are not more than 110% of the Area Median Income. The majority of AHTF projects create housing households at 60% of Area Median Income.

Housing Stabilization Fund (\$21.2 M): This has been one of the most versatile tools in support of sustainable housing production and housing preservation projects. HSF supports preservation, new construction and rehabilitation projects, including first-time homebuyer opportunities and rental projects for families, the elderly, formerly homeless veterans, individuals and families. The units set aside for formerly homeless help to reduce shelter operating costs, resulting in substantial cost savings for the Commonwealth. In addition, the investment of HSF in the U. S. Department of HUD’s Section 202 projects for the elderly will not only provide a service enriched environment, increased opportunities for socialization and accessibility features that allow seniors to age in place, but also prevent seniors from moving to the more expensive option of nursing homes.

Housing Innovations Fund (\$12.4 M): The Housing Innovations Fund (HIF) supports “innovative and alternative” forms of rental housing, including single person occupancy (SPO) units, “homelessness” housing, battered women’s shelters, housing for seniors and veterans, and transitional units for recovery from substance abuse. HIF projects almost always feature very affordable housing units combined with extensive support services for residents. Over the past six (6) years, approximately \$58 M in HIF funds have been awarded to 88 projects across the Commonwealth.

Facilities Consolidation Fund (\$11.6 M): This provides financing for community-based housing for clients of the Department of Developmental Services (DDS) and the Department of Mental Health (DMH). In recent years much of the activity in FCF has been driven by several court decrees mandating that disabled persons be afforded an opportunity to live in the “least restrictive environments” possible and by the Rolland Settlement Agreement of 2000.

Mass Rehab Home Modification Loan Program (\$6.5 M): This program provides loans to make access and safety modifications to the primary residences of elders and adults with disabilities, and families with children with disabilities. Such modifications allow people to remain in their homes and live more independently in their communities. Some examples of projects funded through this program include ramps, hardwired alarm systems and other safety modifications, as well as accessible bathrooms and kitchens.

Community Based Housing (\$5 M): This program provides funding for housing for people with disabilities. CBH creates new rental units through new construction and substantial rehabilitation to provide independent housing integrated into the community to meet the housing needs and preferences of frail elders and other people with disabilities. CBH housing typically consists of a few units within in a medium to large rental development which are typically fully accessible (meeting federal ADA requirements for handicapped units) or adaptable units (most often for hearing and visually impaired people). Most residents are



extremely low-income, with SSI/SSDI disability benefits as the only source of household income.



MassIT

Summary:

The Massachusetts Office of Information Technology, known as MassIT, is the state's lead agency for technology and innovation. MassIT's mission includes maximizing the Commonwealth's return on IT investment; providing top-level oversight and accountability for technology projects; driving innovation; ensuring the security and integrity of our state's IT environment; and supporting schools, cities, and towns in their efforts to leverage 21st century tools and resources. MassIT serves more than 150 state agencies as well as cities, towns, and public schools across the state.

After an initial review, MassIT met with project sponsors – across the Executive Branch and beyond – to weigh the IT capital requests in light of Commonwealth-wide needs and priorities, as well as the expected value of the projects. To more effectively meet the needs of multiple beneficiaries, many disparate proposed projects were reconstituted and consolidated. They include shared services and centrally managed services such as identity management, document management, and disaster recovery. These services could be available for use by all Commonwealth entities, including municipalities. As a result, MassIT raised the proportion of funding slated for projects that serve all state entities, called "Commonwealth Projects," from 4% in FY15 to 30% in FY16.

At the same time, projects that support the state's transformation to become a digital business by replacing obsolete systems or automating cumbersome, outdated processes to provide better constituent experiences were prioritized.

Highlights:

New Lottery Terminals (\$45 M⁸): Investments will be made this year to begin replacing the eighteen-year old terminals and updating the management software and infrastructure that plays a crucial role in generating funds for local aid across Massachusetts cities and towns.

GeniSys Tax Collection System (\$23.8 M): This funding supports the next-generation version of the Commonwealth's tax administration system, which collects 80% of the state's revenues. When complete, the secure, flexible, and user-friendly system will integrate all tax administration functions and allow for the proper accounting of revenues in support of the state's financial requirements. In FY16, MassTaxConnect (MTC) which provides expanded on-line services for withholding, corporate, and trustee taxes, will be launched, as well as an improved customer contact center.

Commonwealth Enterprise Data Management and Integration (\$5.2 M): The goal of the Data Management program is to anticipate the needs and opportunities of Big Data, and render data more readily accessible, efficiently retained, and organized for extraction. Priority first stage

⁸ Special obligation bond, non-bond cap funds.



deliverables include appropriate and secure data collection and sharing, and development of effective means to analyze information. The capacity to gain insights, discern patterns, make predictions, and ultimately make well-informed decisions based on quantitative analysis are the early stage benefits of the program.

Archiving & eDiscovery for Email (\$5.2 M): To help the Commonwealth abide by state and federal laws governing public records, subpoenas, and electronic records requests (eDiscovery), MassMail – the state’s centrally managed email service for more than 40,000 users – will continue to be enhanced with archiving and eDiscovery functionality that enables secure storage and quick retrieval of email records. The solution will save time and minimize costs for the state by employing powerful tools in lieu of manual processes for storing, finding, and preparing email records in response to public records requests and legal proceedings.

Enterprise Projects and Standards Implementation (\$4.9 M): This project will implement enterprise project management capabilities across the Commonwealth to drive top-level governance, standards, and best practices. In FY16, practice leads will be deployed and common tools will be stood up for all IT capital projects. High-level, impactful enterprise project management will enable the Commonwealth to meet internal business needs more quickly, help ensure realization of return on investments, and drive better government.

School IT Infrastructure (\$3.3 M): These grants will maximize access to broadband will strengthen both teaching and learning across the state as the Commonwealth continues its commitment to ensuring a twenty-first century classroom for all Massachusetts students. In its second year of funding, this matching grant program streamlines the delivery of technology to communities, significantly reduces administrative burden and overhead at the local level, and makes efficient use of multiple funding streams. In FY15, \$3.3 million funded projects that will positively impact 24,981 students and 1,865 educators in 47 schools. Communities committed to match this investment with approximately \$3.59 million from local, private, and federal funding streams.

DigitalMass (\$2.4 M): Transforming the way constituents engage with state government to a more mobile and responsive platform will allow for greater constituent engagement and a more transparent government. DigitalMass provides a comprehensive strategy that includes the Commonwealth website, digital media, and on-line services. This includes an updated content management system, enterprise social media platform, and disaster recovery capabilities.



Transportation

**Overall cap, including the state bond cap, special obligation bonds, and the Accelerated Bridge Program for MassDOT is determined by the Executive Office for Administration and Finance. The final project plans are subject to approval by the MassDOT board on June 29th, 2015.*

Summary:

The Massachusetts Department of Transportation (MassDOT) is responsible for the management and oversight of the statewide transportation network of roads, bridges, tunnels, rail and airports. The department is divided into four operating divisions: Highway Division, Rail and Transit Division, Registry of Motor Vehicles, and the Aeronautics Division. Additionally, there are 13 departments such as human resources, legal, fiscal, etc. under the Office of the Secretary. All of the operating divisions, as well as Information Technology and the Office of Security and Emergency Management under the Office of the Secretary are users of capital for the purpose of investment in capital assets.

The Massachusetts Department of Transportation's mission is to deliver excellent customer service to people who travel in the Commonwealth and to provide a safe and reliable transportation system in a way that strengthens our economy and quality of life. We are one transportation organization focused on customer service and safety.

MassDOT performs regular maintenance, repair, and replacement of its capital assets. This includes activities such as paving roads, repairing bridges, replacing signs and lights, maintaining our buses and trains, and replacing older information technology systems. The goal of the capital plan is to keep the transportation assets of the Commonwealth in a state of good repair so as to maintain reliability, improve safety, create jobs and economic development for the long-term benefit of the Commonwealth, to invest in targeted expansion, and to modernize our transportation infrastructure.

The vast majority of the funding in the capital plan for transportation is allocated to existing cash flows for previously committed projects. As an example, of the \$816 million in state bond cap provided to MassDOT for FY2016, approximately \$634.2 million, or 77% is used to pay the costs of ongoing projects.

MassDOT's capital investment plan does not include the MBTAs capital spending, aside from the \$394 M in special obligation spending on transit projects. The MBTA's capital plan provides for an additional \$612.3 M of capital spending, of which all but \$23 M is budgeted for State of Good Repair and modernization projects. The MBTA's capital plan is funded from its own sources of capital financing, including bonds secured by sales tax revenues dedicated to the MBTA for such purpose.



Components of the MassDOT Capital Investment Plan:

State Bond Cap (\$816 M): This is the largest source of MassDOT capital dollars in FY 16 and it funds the Chapter 90 program and capital investments at four of the MassDOT operating divisions – Aeronautics, Highway, Rail and Transit, and the Registry of Motor Vehicles – and several departments, e.g., IT, under the Office of Planning and Enterprise Services.

Federal Highway Administration (FHWA) (\$651.9 M): The FHWA reimburses each of the 50 states for completed federal aid-eligible projects. The reimbursement percentage for Massachusetts projects included in the federal program is approximately 80% with the remaining 20% funded by the state bond cap. The \$651.9 M in available reimbursements will allow for approximately \$814.9 M worth of federally aided highway investments across the Commonwealth.

Special Obligation Bonds (\$394 M): In 2013, the legislature enacted a multi-year transportation finance bill that provided additional funding to support investments in transportation infrastructure. Later that year, the Legislature authorized a transportation bond bill which allowed for the issuance of general and special obligation bonds for certain improvements to transit and statewide passenger rail projects, including new red and orange line cars for the MBTA and green line extension. These special obligation bonds are to be secured by and repaid from the Commonwealth Transportation Fund.

Tolls (\$198.7 M): Anticipated revenues for FY16 from the Western Turnpike, Metropolitan Highway System and Tobin Bridge are anticipated to be \$422.9 M. The \$198.7 M drawn from toll revenue and accumulated toll reserves is expected to be spent on “pay-go capital” projects, including repairs to the structural steel of the Tobin Bridge, I-90 bridge preservation in Palmer and Montgomery, a vent building for the Callahan tunnel, and all-electronic tolling across the state.

Accelerated Bridge Program (\$405.9 M): Over the life of the program, \$3 billion in funding is being allocated to improve the condition of bridges across the Commonwealth. In FY16, the program will derive finances from two sources: special obligation bonds secured by the revenues deposited into the Commonwealth Transportation Fund, and Federal Grant Anticipation Notes issued by the Commonwealth and backed by Federal transportation funds.⁹

Federal Transit Authority (FTA) (\$48.1 M): Under the FTA’s funding program, bus transit systems are eligible for funding programs that support capital improvements. The Commonwealth expects to receive approximately \$48.1 M this year, which will go either directly to the Regional Transit Authorities (RTAs) or through MassDOT’s operating budget for the purpose of funding the cost of new buses at RTAs throughout the Commonwealth.

⁹ The amounts borrowed and expended for the ABP are in addition to the state bond cap. The amount financed in FY16 may exceed the expected \$405.9 M based on market conditions as well as anticipated and subsequently adjusted project cash flows, not to exceed \$3 B in total.



Highlights:

Accelerated Bridge Program (\$405.9 M¹⁰): Projects within the Accelerated Bridge Program will continue to be funded, including Longfellow (Boston/Cambridge), Whittier (Newburyport/Amesbury), and Fore River (Quincy/Weymouth) Bridges.

Non-federal Roads and Bridges (\$165.7 M¹¹): Funds ongoing maintenance for roads and bridges across the Commonwealth as well as highway projects that do not receive federal reimbursement

Special Obligation Bonds (\$394M) including:

- **Green Line Extension (\$151.7 M¹²):** Design and early action construction items of the Green Line Extension will be funded in this year's capital plan.
- **Orange and Red Line Vehicle and Infrastructure Investments (\$103.1 M¹³):** This year's capital plan will continue to support the procurement and replacement of 152 Orange Line vehicles and 74 Red Line vehicles, along with the design and early action items of facility, track and signal work on the Red and Orange Lines.
- **South Coast Rail (\$44.1 M¹⁴):** South Coast Rail will advance towards 15% design, and this funding includes the short-term upgrade of 5 grade crossings (in Freetown, Taunton and New Bedford) as well as the replacement of 4 railroad bridges.

Chapter 90 Program (\$200 M): The state will provide reimbursement to all 351 municipalities for local road projects and other uses defined in law.

Boston Harbor Dredging (\$35 M): MassDOT, in conjunction with MassPort and a federal grant from the Army Corps of Engineers, will fund a project to increase the depth of Boston Harbor to approximately 50 feet, opening the port for increased commercial shipping.

Regional Transit Authorities (\$35.6 M): Statewide transit investments will continue, including grants to the 15 Regional Transit Authorities: bus replacement; maintenance and operations of fleet replacement needs and regionally significant projects at RTA maintenance facilities.

Aeronautics (\$16.8 M): \$2.8 M will be available for new projects, including: statewide airfield marking, vegetation implementation and the security camera system programs within the

¹⁰ Non bond-cap funds

¹¹ A separate line item calls for \$140 M to support statewide road and bridge federally assisted non-interstate funds to match \$615 M from the federal government.

¹² Non bond-cap funds. Not including \$100 M in federal matching funds

¹³ Non bond-cap funds

¹⁴ Non bond-cap funds



Aeronautics division. In addition, \$14 M will be available to support local and regional airports across the state.



Commonly Used Abbreviations

ABP	Accelerated Bridge Program
ADA	Americans with Disabilities Act
AEP	Accelerated Energy Program
ALARS	Automated License And Registration System
ANF	Executive Office for Administration and Finance
ARRA	American Recovery and Reinvestment Act
A&F	Executive Office for Administration and Finance
BCC	Bristol Community College
CASE	Capital Allocation Strategic Enhancement
CEIP	Clean Energy Investment Program
CMP	Corrections Master Plan
CPS	Current Population Survey
DCAMM	Division of Capital Asset Management and Maintenance
DCF	Department of Children and Families
DCR	Department of Conservation and Recreation
DDS	Department of Developmental Services
DEP	Department of Environmental Protection
DFG	Department of Fish and Game
DFS	Department of Fire Services
DFW	Division of Fisheries and Wildlife
DHCD	Department of Housing and Community Development
DMH	Department of Mental Health
DMU	Diesel Multiple Unit
DOC	Department of Correction
DOER	Department of Energy Resources
DPH	Department of Public Health
DTA	Department of Transitional Assistance
DYS	Department of Youth Services
EEA	Executive Office of Energy and Environmental Affairs
EHS	Executive Office of Health and Human Services
EO	Executive Order
EOHED	Housing and Economic Development
EOPPS	Executive Office of Public Safety and Security
FEIS	Final Environmental Impact Statement



Commonly Used Abbreviations

GHG	Greenhouse gas
HED	Housing and Economic Development
HILAPP	High Leverage Asset Preservation Program
HOC	House of Correction
I-Cubed	Infrastructure Investment Incentive
IFM	Integrated Facilities Management
IT	Information Technology
ITD	Information Technology Division
LBE	Leading by example
LEED	Leadership in Energy and Environmental Design
LHA	Local housing authority
LiDAR	Light and radar
LOS	Likelihood of success
MAAB	Massachusetts Architectural Access Board
MassDOT	Massachusetts Department of Transportation
MBI	Massachusetts Broadband Institute
MBTA	Massachusetts Bay Transit Authority
MCLA	Massachusetts College of Liberal Arts
MDT	Modular data terminal
MEMA	Massachusetts Emergency Management Agency
MLSC	Massachusetts Life Sciences Center
MOD	Massachusetts Office on Disabilities
ORU	Operational response unit
PVTA	Pioneer Valley Transit Authority
RFP	Request for proposal
RMV	Registry of Motor Vehicles
ROI	Return on investment
SMAST	School for Marine Science and Technology
STEM	Science, Technology, Engineering and Math
SWMI	Sustainable Water Management Initiative
TOD	Transit Oriented Development
TOM	Technical operations module
WRCH	Worcester Recovery Center and Hospital



Commonwealth of Massachusetts
Five-Year Capital Investment Plan – FY2016-2020
Appendix B – Bond Bills

Bond Bills	
Immediate Needs	On March 23, 2007, the Governor approved a \$1.8 B immediate needs bond authorization. The legislation provided for the completion of ongoing capital projects, federal funding for transportation projects and funding for projects related to state buildings, energy and environment, public safety, health and human services and transportation.
Transportation	On April 17, 2008, the Governor approved a \$1.6 B bond bill for transportation improvements. On August 4, 2008, the Governor approved legislation authorizing \$2.984 B in Commonwealth special obligation bonds and/or federal highway grant anticipation notes to finance the accelerated structurally deficient bridge program. On August 8, 2008, the Governor approved a transportation bond bill authorizing \$1.445 B for road and bridge projects and other transportation-related capital investments. On April 11, 2011 and June 29, 2012 the Governor approved two \$200 M bond bills for local Chapter 90 road and bridge construction. On August 9, 2012 the Governor approved an additional \$885 M transportation bond authorization. On May 23, 2013 the Governor approved a \$300 M bond bill for local Chapter 90 road and bridge construction. On April 18, 2014 the Governor approved a \$12.8 B bond bill which included funding for road and bridge construction, rail construction, MBTA projects, RTA projects, and airport projects. On April 9, 2015 the Governor approved a \$200 M bond bill for local Chapter 90 road and bridge construction.
Housing	On May 29, 2008, the Governor approved a \$1.275 B affordable housing bond bill that includes \$500 M for the preservation and improvement of the Commonwealth's 50,000 units of state-owned public housing. The legislation also provides authorization for various programs that subsidize the development and preservation of privately owned affordable housing, including \$200 M for the Affordable Housing Trust Fund and \$125 M for the Housing Stabilization Fund. On November 14, 2013 the Governor approved a \$1.4 B housing bill that funds 11 capital funding programs to rehabilitate and modernize state-assisted public housing, preserve the affordability and income mix of state-assisted multifamily developments and support homeownership and production of rental housing opportunities for low and moderate income residents, elderly, persons experiencing homelessness, persons with disabilities and veterans.
Life Sciences	On June 16, 2008, the Governor approved legislation to promote economic development in the life sciences industry. Among other initiatives, the legislation authorizes borrowing \$500 M over a 10-year period to fund capital investments and infrastructure improvements around the Commonwealth to support the life sciences industry.
Broadband	On August 4, 2008, the Governor approved legislation creating a Massachusetts Broadband Institute within the Massachusetts Technology Collaborative. The legislation provides authorization for \$40 M to capitalize the Broadband Incentive Fund, which is to be used by the Institute to invest in long-lived, publicly owned broadband infrastructure to connect the Commonwealth's un-served and underserved communities to broadband services.
Higher Education	On August 7, 2008, the Governor approved a \$2.2 B higher education bond authorization. The legislation includes authorizations for new buildings, renovation projects and capital improvements at the Commonwealth's public higher education campuses.
General Government	On August 11, 2008, the Governor approved a \$3.3 B general government bond bill to investment in public safety, city and town facilities, state buildings and information technology systems. Included in the bill is authorization to assist communities with local infrastructure needs, improvements to state and county correctional facilities, improvements to court facilities throughout Massachusetts and capital repairs, on-going maintenance and unforeseen emergency capital needs at state office buildings and facilities. The legislation also authorizes targeted infrastructure investments to spur economic development in our communities. To enhance government services provided to all citizens of the Commonwealth, the legislation includes funding to modernize critical state information technology systems, including funding to replace and upgrade the outdated systems at the Department of Revenue and the Registry of Motor Vehicles.



Commonwealth of Massachusetts
Five-Year Capital Investment Plan – FY2016-2020
Appendix B – Bond Bills

Energy & Environment	On August 14, 2008, the Governor approved a \$1.64 B land, parks and clean energy bond bill. This legislation includes funding to enhance state parks and rebuild related infrastructure. The legislation also includes authorization for new programs to address environmental challenges.
Economic Development	On August 5, 2010, the Governor approved an economic development bill, which provides for the recapitalization of key economic development programs financed through the Commonwealth's capital plan. On August 7, 2012 the Governor approved an economic development bill that included funding for the MassWorks Infrastructure Program, the Local Infrastructure Development Program, the I-Cubed program, and other programs to spur investment and growth in manufacturing, business development and the innovation economy.
Capital Supplemental	On June 21, 2013, the Governor approved a \$375 M capital supplemental bond authorization. The legislation provided for the continued funding of information technology projects, deferred maintenance projects at state facilities and energy projects.
Military	On March 14, 2014, the Governor approved a military bond bill for \$177 M to make investments in the Commonwealth's military bases to help protect jobs on the Commonwealth's military bases and promote economic development.
General Government	On August 5, 2014, the Governor approved a general government bond bill for \$1.241 B to support a wide range of capital projects including state facility improvements, public safety equipment and municipal grant programs.
Information Technology	On August 6, 2014, the Governor approved an information technology bond bill for \$1.104 B to modernize and enhance government operations through information systems and network improvements.
Energy & Environment	On August 13, 2014, the Governor approved an energy and environment bond bill for \$2.228 B to fund energy efficiency programs, coastal repairs, dam repair projects, environmental grant programs and other park land and recreation facilities projects.



Commonwealth of Massachusetts
Five-Year Capital Investment Plan – FY2016-2020
Appendix C – Project List by Investment Category

Cap Agency	Plan Item	Project Name	Location	Policy Area	FY 2016						Total	
					Bond Cap	Non Bond Cap	Approved by Funding Source (in dollars)			Other Funds		
							Operating Funds	Federal Funds	Trust Funds			
EOAF	A007	Board of Library Commissioners - Library Construction Grants	Statewide	Community Investments	20,689,495							20,689,495
EOAF	A010	Cultural Facilities Fund	Statewide	Community Investments	10,000,000							10,000,000
EOAF	A012	Equipment for Vocational Schools	Statewide	Community Investments	5,000,000							5,000,000
EOAF	A014	Historic Preservation Grants	Statewide	Community Investments	1,550,000							1,550,000
EOAF	A022	Clean Water Trust -- State Match	Statewide	Community Investments	12,822,600							12,822,600
EOAF	A024	Springfield Union Station Parking Garage	Springfield	Community Investments	4,791,433							4,791,433
EOAF	A025	Levi Standish House	New Bedford	Community Investments	1,000,000							1,000,000
EOAF	A028	Broadband Last Mile	Statewide	Community Investments	19,000,000							19,000,000
EOAF	A030	Belchertown State School	Belchertown	Community Investments	2,300,000							2,300,000
EOAF	A032	Early Education and Out of School Time Capital Fund	Statewide	Community Investments	4,000,000							4,000,000
EOAF	A042	Local Capital Investment Grants	Statewide	Community Investments	2,000,000							2,000,000
EOAF	A043	Mass MoCA	North Adams	Community Investments	18,588,000							18,588,000
EHED	D002	Seaport Council	Statewide	Community Investments	16,500,000							16,500,000
EHED	D003	Zoo New England Capital Costs	Statewide	Community Investments	3,000,000							3,000,000
EOEA	E022	Coastal Pollutant Remediation (CPR) Grants	Statewide	Community Investments	400,000			400,000				800,000
EOEA	E039	Boston Public Market	Boston	Community Investments	1,240,000							1,240,000
EOEA	E044	Community Investment Grant Programs	Statewide	Community Investments	22,900,000							22,900,000
EOEA	E048	Urban Agriculture	Statewide	Community Investments	500,000							500,000
EOEA	E053	Greening the Gateway Cities	Statewide	Community Investments	2,000,000							2,000,000
EOEA	E058	Signature Parks	Statewide	Community Investments	2,995,919							2,995,919
DHCD	H005	Community Development Block Grant	Statewide	Community Investments				10,000,000				10,000,000
DHCD	H015	Urban Revitalization Development Grant Program (URDG)	Statewide	Community Investments	1,242,896							1,242,896
ITDC	I154	School IT Infrastructure	Statewide	Community Investments	3,300,000							3,300,000
DCRC	R001	Nantasket Beach Seawall and Beach Renourishment Flood Control Project	Hull	Community Investments	2,200,000							2,200,000
DCRC	R008	Walden Pond Visitors Center	Concord	Community Investments	6,125,085							6,125,085
DCRC	R036	DCR Deferred Maintenance and Small Repairs	Statewide	Community Investments	8,800,000							8,800,000
DCRC	R041	Emergency Storm Reimbursements	Statewide	Community Investments	300,000							300,000
EOTC	T009	Chapter 90 - Municipal Roads and Bridges	Statewide	Community Investments	200,000,000							200,000,000
Community Investments Total					373,245,428			10,400,000				383,645,428
DCAMM	B061	Middlesex Jail and House of Correction Project	Billerica	Corrections	1,500,000							1,500,000
DCAMM	B069	Hayes Report Retrofits for Suicide Prevention - Correctional Facilities	Walpole	Corrections	1,425,000							1,425,000
DCAMM	B121	Suffolk Sheriffs Department Roof and Exterior Repairs	Boston	Corrections	1,000,000							1,000,000
DCAMM	B172	Norfolk DOC Potable Water and Conservation	Norfolk	Corrections	1,000,000							1,000,000
DCAMM	B204	Norfolk Sheriffs Department Security Upgrade	Dedham	Corrections	1,000,000							1,000,000
EOPS	S003	Department of Correction Equipment	Statewide	Corrections	3,000,000							3,000,000



Commonwealth of Massachusetts
Five-Year Capital Investment Plan – FY2016-2020
Appendix C – Project List by Investment Category

					FY 2016						
					Approved by Funding Source (in dollars)						
Cap Agency	Plan Item	Project Name	Location	Policy Area	Bond Cap	Non Bond Cap	Operating Funds	Federal Funds	Trust Funds	Other Funds	Total
Corrections Total					8,925,000						8,925,000
DCAMM	B004	New Lowell Trial Court	Lowell	Courts	5,900,000						5,900,000
DCAMM	B066	Greenfield Trial Court Renovation	Greenfield	Courts	28,500,000						28,500,000
DCAMM	B104	Various Construction Costs - Trial Court	Statewide	Courts	100,000						100,000
DCAMM	B110	Salem Probate & Family Court Renovation	Salem	Courts	28,000,000						28,000,000
DCAMM	B117	Strategic Master Plan for Courts	Statewide	Courts	500,000						500,000
DCAMM	B198	Haverhill District Court ADA Upgrades Energy Efficiency & Code Compliance	Haverhill	Courts	1,000,000						1,000,000
DCAMM	B212	Brighton District Court Envelope Improvements	Boston	Courts	500,000						500,000
DCAMM	B268	TRC - SCCH - Highrise - Elevator renovations	Boston	Courts	250,000						250,000
DCAMM	B276	TRC - Springfield Trial Court - Electrical Replacement	Springfield	Courts	100,000						100,000
DCAMM	B296	Salem Superior Court renovation - study only	Salem	Courts						150,000	150,000
DCAMM	B299	TRC - Social Law Library Renovation	Boston	Courts	250,000						250,000
DCAMM	B303	Suffolk High Rise Courthouse - P3	Boston	Courts	25,000						25,000
DCAMM	B304	Quincy Trial Court - P3	Quincy	Courts	75,000						75,000
ITDC	I120	Supreme Judicial Court E-File	Statewide	Courts	925,000						925,000
Courts Total					66,125,000					150,000	66,275,000
EOAF	A003	I-Cubed Economic Development Projects	Statewide	Economic Development						86,000,000	86,000,000
EOAF	A009	Capital Improvements at Devens	Devens	Economic Development	1,343,776						1,343,776
EOAF	A016	Life Sciences Capital Program	Statewide	Economic Development	65,000,000						65,000,000
EOAF	A037	Soldier Performance Center at Natick Labs	Natick	Economic Development	1,200,000						1,200,000
EOAF	A046	Memorial Park at Joint Base Cape Cod	Falmouth	Economic Development	250,000						250,000
EOAF	A051	Strategic Capital Fund	Statewide	Economic Development	6,212,893						6,212,893
DCAMM	B295	Workforce Disparity Study	Statewide	Economic Development	750,000						750,000
EHED	D001	MassWorks - Infrastructure Grant Awards	Statewide	Economic Development	74,830,939						74,830,939
EHED	D011	National Network for Manufacturing Innovation Grants	Statewide	Economic Development	15,000,000						15,000,000
EHED	D029	Economic Development Investments	Statewide	Economic Development	3,225,000						3,225,000
EHED	D032	Research and Development Matching Fund Grants	Statewide	Economic Development	6,118,000						6,118,000
EHED	D033	Manufacturing Training Equipment Grants	Statewide	Economic Development	7,776,061						7,776,061
Economic Development Total					181,706,669					86,000,000	267,706,669
EOAF	A040	Military Base Energy Trust Fund	Statewide	Energy And Environment	994,000						994,000
DCAMM	B041	Accelerated Energy Program (AEP)	Statewide	Energy And Environment	16,500,000	40,000,000				2,000,000	58,500,000
DCAMM	B043	New DCR Maintenance Facility in Cambridge	Cambridge	Energy And Environment						2,000,000	2,000,000
EOEA	E018	Wetlands Change/Protection Project	Statewide	Energy And Environment	240,000						240,000
EOEA	E019	Agricultural Environmental Enhancement Program (AEEP)	Statewide	Energy And Environment	250,000						250,000
EOEA	E021	Agricultural Project Operations	Statewide	Energy And Environment	324,000						324,000



Commonwealth of Massachusetts
Five-Year Capital Investment Plan – FY2016-2020
Appendix C – Project List by Investment Category

Cap Agency	Plan Item	Project Name	Location	Policy Area	FY 2016						Total
					Bond Cap	Non Bond Cap	Approved by Funding Source (in dollars)			Other Funds	
							Operating Funds	Federal Funds	Trust Funds		
EOEA	E023	Coastal Resource Protection Program Support	Statewide	Energy And Environment	441,000			490,000			931,000
EOEA	E024	Marine Fisheries Institute Facility Repairs	Statewide	Energy And Environment	450,000						450,000
EOEA	E025	Boat Ramp Construction and Maintenance	Statewide	Energy And Environment	1,250,000						1,250,000
EOEA	E026	Ambient Air Monitoring	Statewide	Energy And Environment	736,000						736,000
EOEA	E028	EEA Project Operations	Statewide	Energy And Environment	789,300						789,300
EOEA	E029	Sustainable Water Management Initiative (SWMI)	Statewide	Energy And Environment	1,800,000						1,800,000
EOEA	E030	Emergency Response Risk Reduction and Remediation	Statewide	Energy And Environment	1,000,000						1,000,000
EOEA	E031	Farm Viability Enhancement Program (FVEP)	Statewide	Energy And Environment	1,000,000						1,000,000
EOEA	E032	River Revitalization and Riverine Habitat Restoration	Statewide	Energy And Environment	1,250,000					5,000,000	6,250,000
EOEA	E034	Executive Office of Energy and Environment Land Planning	Statewide	Energy And Environment	1,178,598						1,178,598
EOEA	E035	Federal Superfund Site Restoration	Statewide	Energy And Environment	1,400,000						1,400,000
EOEA	E036	Solid Waste Management and Recycling Program	Statewide	Energy And Environment	1,564,000						1,564,000
EOEA	E037	Energy and Environment Consolidated IT Program	Statewide	Energy And Environment	446,893						446,893
EOEA	E038	Land and Habitat Programs	Statewide	Energy And Environment	2,195,676						2,195,676
EOEA	E040	EPA Match on Superfund Clean Up Sites	Statewide	Energy And Environment	3,000,000						3,000,000
EOEA	E041	Enforcement Support and Brownfields	Statewide	Energy And Environment	2,898,000						2,898,000
EOEA	E043	Land Protection Grant Programs	Statewide	Energy And Environment	2,500,000						2,500,000
EOEA	E045	EEA Agency Land Protection Programs	Statewide	Energy And Environment	13,000,000						13,000,000
EOEA	E046	Department of Fish and Game Dam Safety Repair	Statewide	Energy And Environment	250,000						250,000
EOEA	E061	Agricultural Food Safety Improvement Program (AFSIP)	Statewide	Energy And Environment	200,000						200,000
EOEA	E063	Herring River Estuary Restoration Project, Federal Funding Leverage	Wellfleet	Energy And Environment	1,000,000			1,000,000			2,000,000
EOEA	E065	Land Deferred Maintenance	Statewide	Energy And Environment	2,000,000						2,000,000
EOEA	E074	Massachusetts Estuaries Project	Statewide	Energy And Environment	376,820						376,820
EOEA	E081	Inland Dams and Seawalls	Statewide	Energy And Environment	6,000,000						6,000,000
EOEA	E082	Water Infrastructure Assessment and Planning	Statewide	Energy And Environment	1,000,000						1,000,000
DCRC	R010	Campground Modernization Program	Statewide	Energy And Environment	500,000						500,000
DCRC	R013	Greylock Glen Outdoor Recreation and Environmental Education Center	Statewide	Energy And Environment	250,000						250,000
DCRC	R014	Recreational Facility Improvements	Statewide	Energy And Environment	800,000						800,000
DCRC	R015	Dam Maintenance and PL 566 Flood Control	Statewide	Energy And Environment	600,000						600,000
DCRC	R016	Landscape Improvements	Statewide	Energy And Environment	600,000						600,000
DCRC	R019	Working Forest Preservation Restriction	Statewide	Energy And Environment	400,000						400,000
DCRC	R020	Winthrop Shores Restoration	Winthrop	Energy And Environment	3,500,000						3,500,000
DCRC	R022	Comfort Station Rehabilitation	Statewide	Energy And Environment	1,500,000						1,500,000
DCRC	R023	DCR Equipment	Statewide	Energy And Environment	1,500,000						1,500,000
DCRC	R025	Muddy River Flood Control and Historic Preservation Project	Boston	Energy And Environment	11,976,813						11,976,813



Commonwealth of Massachusetts
Five-Year Capital Investment Plan – FY2016-2020
Appendix C – Project List by Investment Category

Cap Agency	Plan Item	Project Name	Location	Policy Area	FY 2016						Total
					Bond Cap	Non Bond Cap	Approved by Funding Source (in dollars)			Other Funds	
							Operating Funds	Federal Funds	Trust Funds		
DCRC	R026	Rink Maintenance, Rehabilitation, and Improvements	Statewide	Energy And Environment	1,500,000						1,500,000
DCRC	R029	Public Private Partnerships Program	Statewide	Energy And Environment	1,250,000					500,000	1,750,000
DCRC	R030	Waterways Division Program	Statewide	Energy And Environment	1,400,000						1,400,000
DCRC	R032	Environmental Remediation (Clean State)	Statewide	Energy And Environment	2,450,000						2,450,000
DCRC	R033	Storm Water Management Program	Statewide	Energy And Environment	3,400,000						3,400,000
DCRC	R037	Pool Maintenance, Rehabilitation and Improvements	Statewide	Energy And Environment	5,000,000						5,000,000
DCRC	R040	DCR Project Operations	Statewide	Energy And Environment	14,500,000						14,500,000
DCRC	R043	Shaffer Paper Remediation	Dorchester	Energy And Environment	3,000,000						3,000,000
DCRC	R060	Aquatic Recreation and Habitat Restoration	Statewide	Energy And Environment	500,000						500,000
DCRC	R061	Rink Major Capital Improvements	Statewide	Energy And Environment	2,400,000						2,400,000
DCRC	R063	Schooner Ernestina Restoration	New Bedford	Energy And Environment	1,000,000						1,000,000
DCRC	R064	Charles River Sandbar Removal	Brighton	Energy And Environment	717,000						717,000
DCRC	R068	Pedestrian Bike and Multi Use Trail Construction and Reconstruction	Statewide	Energy And Environment	1,000,000						1,000,000
DCRC	R069	Castle Island and Historic Building Design and Restoration	Boston	Energy And Environment	1,000,000						1,000,000
DCRC	R070	Bridges Emergency Repairs, Maintenance, and Reconstruction	Statewide	Energy And Environment	2,200,000						2,200,000
DCRC	R071	Sea Level Inundation and Flood Control	Statewide	Energy And Environment	210,000						210,000
DCRC	R072	Forestry Tower and Building Improvements and Hazardous Tree Management	Statewide	Energy And Environment	250,000						250,000
DCRC	R075	Roofing and Building Envelope Assessment and Capital Repairs	Statewide	Energy And Environment	500,000						500,000
DCRC	R079	Storrow Drive Tunnel	Boston	Energy And Environment	500,000						500,000
DCRC	R081	Trailside Nature Center Otter Exhibit	Boston	Energy And Environment	310,000						310,000
DCRC	R082	North Point Maintenance Facility	Cambridge	Energy And Environment	1,000,000						1,000,000
DCRC	R083	Kelley Field House	Boston	Energy And Environment	310,000						310,000
DCRC	R085	Storrow Drive, Soldiers Field Road, and Embankment Road Lighting Replacement	Boston	Energy And Environment	1,000,000						1,000,000
DCRC	R086	Lewis Lake Watershed System	Winthrop	Energy And Environment	1,500,000						1,500,000
DCRC	R088	Equipment Investment	Statewide	Energy And Environment	2,000,000						2,000,000
DCRC	R089	Southwick Culvert/ Saltshed Project	Southwick	Energy And Environment	600,000						600,000
DCRC	R090	Crystal Lake	Peabody	Energy And Environment	400,000						400,000
DCRC	R091	Heritage Park in Amesbury	Amesbury	Energy And Environment	525,000						525,000
DCRC	R093	Birch Road Well	Framingham	Energy And Environment	1,600,000						1,600,000
DCRC	R096	Pond Maintenance, Plymouth County	Statewide	Energy And Environment	200,000						200,000
DCRC	R099	Westfield River Stormwater Improvements	Westfield	Energy And Environment	350,000						350,000
Energy And Environment Total					140,233,100	40,000,000		1,490,000		9,500,000	191,223,100
DCAMM	B037	Chelsea and Holyoke Soldiers Homes Master Plan	Chelsea	Health And Human Services	300,000						300,000
DCAMM	B038	Chelsea Soldiers Home Immediate Life Safety Upgrade	Chelsea	Health And Human Services	2,000,000						2,000,000
DCAMM	B058	EHS system-wide Strategic Plan/Master Plan	Statewide	Health And Human Services	600,000						600,000



Commonwealth of Massachusetts
Five-Year Capital Investment Plan – FY2016-2020
Appendix C – Project List by Investment Category

Cap Agency	Plan Item	Project Name	Location	Policy Area	FY 2016						Total
					Bond Cap	Non Bond Cap	Approved by Funding Source (in dollars)			Other Funds	
							Operating Funds	Federal Funds	Trust Funds		
DCAMM	B088	DYS Middleton - Northeast Regional Youth Service Center	Middleton	Health And Human Services	21,500,000						21,500,000
DCAMM	B103	Various Construction Costs - Executive Office of Health & Human Services	Statewide	Health And Human Services	1,300,000						1,300,000
DCAMM	B169	Hinton Lab Elevator and Accessibility Improvements	Boston	Health And Human Services	3,300,000						3,300,000
DCAMM	B202	Solomon Carter Fuller Mental Health Center Facade Repair	Boston	Health And Human Services	200,000						200,000
DCAMM	B217	Lemuel Shattuck Hospital Facade Stabilization	Boston	Health And Human Services	400,000						400,000
DCAMM	B220	Goss Building Renovations on the Taunton State Hospital Campus	Taunton	Health And Human Services	300,000						300,000
DCAMM	B302	Chelsea Soldiers Home Transitional Housing - P3	Chelsea	Health And Human Services	75,000						75,000
DCAMM	B306	Solomon Carter Fuller - Elevators	Boston	Health And Human Services	500,000						500,000
DCAMM	B307	Western Mass Hospital - Study Only	Westfield	Health And Human Services	100,000						100,000
DCAMM	B308	Holyoke Soldiers Home - Egress Renovation	Holyoke	Health And Human Services	350,000						350,000
DCAMM	B310	DYS Westborough - New Parking Lot	Westborough	Health And Human Services	415,000						415,000
DCAMM	B311	DMH Taunton Campus Reuse Plan	Taunton	Health And Human Services	150,000						150,000
ITDC	I021	DCF Mobility Project - iFamilyNet	Statewide	Health And Human Services	4,746,705		2,000,000				6,746,705
ITDC	I067	Pharmacy Information System Replacement	Statewide	Health And Human Services	7,541,010						7,541,010
ITDC	I108	Vitals Information Partnership (VIP) System Transformation Project	Statewide	Health And Human Services			997,210	1,148,764	265,000	676,000	3,086,974
ITDC	I109	DTA System transformation	Statewide	Health And Human Services	2,500,000			1,050,000			3,550,000
ITDC	I111	MAGIC Modernization Phase 2	Statewide	Health And Human Services	3,000,000						3,000,000
ITDC	I117	IES Phase 2 - DTA Enhancements	Statewide	Health And Human Services				250,000			250,000
ITDC	I118	IES Phase 2 - MA21 Medicaid Enhancements	Statewide	Health And Human Services	1,052,490			3,000,000			4,052,490
ITDC	I133	Provider Data Management System 5.0	Statewide	Health And Human Services	499,500						499,500
ITDC	I152	Money Follows the Person	Statewide	Health And Human Services	368,475						368,475
Health And Human Services Total					51,198,180		2,997,210	5,448,764	265,000	676,000	60,585,154
EOAF	A039	UMass Amherst Training and R&D Center at Westover Air Reserve Base	Chicopee	Higher Education	4,900,000						4,900,000
DCAMM	B034	Bristol Community College Fall River Technology and Learning Center	Fall River	Higher Education	15,750,000						15,750,000
DCAMM	B062	Fitchburg State University - Science Facility Modernization	Fitchburg	Higher Education	1,000,000						1,000,000
DCAMM	B063	Framingham State University - Hemenway Hall Modernization	Framingham	Higher Education	13,000,000						13,000,000
DCAMM	B079	Massachusetts College of Art - Center for Design & Media	Boston	Higher Education	500,000					5,500,000	6,000,000
DCAMM	B084	Massachusetts College of Liberal Arts - Bowman Hall Renovation	North Adams	Higher Education	1,000,000						1,000,000
DCAMM	B087	Middlesex Community College - New Academic Arts Center	Lowell	Higher Education	2,500,000					2,000,000	4,500,000
DCAMM	B093	North Shore Community College - Lynn Expansion and Renovation	Lynn	Higher Education	5,000,000						5,000,000
DCAMM	B097	Quinsigamond Community College - Science and Technology Building	Worcester	Higher Education	8,250,000						8,250,000
DCAMM	B107	Various Construction Costs - State Universities and Community Colleges	Statewide	Higher Education	750,000						750,000
DCAMM	B124	UMass Amherst - New Academic Classroom Building	Amherst	Higher Education	2,000,000					1,000,000	3,000,000
DCAMM	B126	UMass Boston - New Integrated Science Building	Dorchester	Higher Education	4,000,000						4,000,000
DCAMM	B129	UMass Dartmouth - Marine Sciences Facility Improvements	Dartmouth	Higher Education						7,500,000	7,500,000



Commonwealth of Massachusetts
Five-Year Capital Investment Plan – FY2016-2020
Appendix C – Project List by Investment Category

Cap Agency	Plan Item	Project Name	Location	Policy Area	FY 2016						
					Bond Cap	Non Bond Cap	Approved by Funding Source (in dollars)				Total
							Operating Funds	Federal Funds	Trust Funds	Other Funds	
DCAMM	B134	UMass Boston Substructure Stabilization and Quad Development	Boston	Higher Education	750,000						750,000
DCAMM	B137	Westfield State University - New Science Center	Westfield	Higher Education	10,000,000					9,700,000	19,700,000
DCAMM	B141	Worcester State University - Wellness Center	Worcester	Higher Education	14,000,000					4,700,000	18,700,000
DCAMM	B145	Roxbury Community College - Academic & Media Arts Building	Boston	Higher Education	1,500,000						1,500,000
DCAMM	B146	Springfield Technical Community College - Building 19 Renovation Phase II	Springfield	Higher Education	350,000						350,000
DCAMM	B157	Berkshire Community College - Hawthorne and Melville Halls	Pittsfield	Higher Education	6,000,000						6,000,000
DCAMM	B164	Mount Wachusett Community College - Haley Academic Center Modernization	Leominster	Higher Education	12,500,000					3,000,000	15,500,000
DCAMM	B165	Holyoke Community College - Renovation & Addition of Building G	Holyoke	Higher Education	250,000						250,000
DCAMM	B166	UMass Amherst - Physical Science Building	Amherst	Higher Education	9,180,000					3,000,000	12,180,000
DCAMM	B167	UMass Lowell - New Management Building	Lowell	Higher Education	3,000,000					10,500,000	13,500,000
DCAMM	B177	Holyoke Community College - Health Care Facility	Holyoke	Higher Education						1,650,000	1,650,000
DCAMM	B186	Massachusetts College of Art - Building Envelope Repair	Boston	Higher Education	2,500,000						2,500,000
DCAMM	B200	Cape Cod Community College-Campus Wide-Sewage Disposal Upgrade	W. Barnstable	Higher Education	2,500,000						2,500,000
DCAMM	B209	Salem State University - Mainstage Theater Renovations	Salem	Higher Education						14,500,000	14,500,000
DCAMM	B223	Westfield State University Dever Auditorium Renovations	Westfield	Higher Education	150,000						150,000
DCAMM	B229	Mount Wachusett Community College Parking Lot Improvements	Gardner	Higher Education	300,000						300,000
DCAMM	B231	Northern Essex Community College - Spurr Building	Haverhill	Higher Education	1,700,000						1,700,000
DCAMM	B235	Bridgewater State University - Welcome Center	Bridgewater	Higher Education						400,000	400,000
DCAMM	B263	Middlesex Community College - HVAC Improvements	Lowell	Higher Education						400,000	400,000
DCAMM	B297	Holyoke CC - Marieb Hall Renovation	Holyoke	Higher Education						500,000	500,000
DCAMM	B301	Mass Art Tower Redevelopment - P3	Boston	Higher Education	100,000						100,000
DCAMM	B313	Warren Center - Framingham State University	Ashland	Higher Education	4,000,000						4,000,000
DCAMM	B314	Higher Education Strategic Planning	Statewide	Higher Education	500,000						500,000
DCAMM	B315	Higher Education Study Funding	Statewide	Higher Education	1,750,000						1,750,000
EOTC	T049	Road and Transportation Improvements at UMass Boston	Boston	Higher Education	25,000,000						25,000,000
Higher Education Total					154,680,000					64,350,000	219,030,000
DHCD	H002	Affordable Housing Trust Fund	Statewide	Housing	35,000,000						35,000,000
DHCD	H004	Community Based Housing	Statewide	Housing	5,000,000						5,000,000
DHCD	H006	Facilities Consolidation Fund	Statewide	Housing	11,600,000						11,600,000
DHCD	H007	Housing at Transit Nodes	Statewide	Housing	2,000,000						2,000,000
DHCD	H008	Housing Innovations Fund	Statewide	Housing	12,438,194						12,438,194
DHCD	H009	Housing Stabilization Fund	Statewide	Housing	21,175,000						21,175,000
DHCD	H010	Mass Rehabs Home Modification Loan Program	Statewide	Housing	6,500,000						6,500,000
DHCD	H011	Public Housing - Affordable Housing Trust Fund	Statewide	Housing	5,000,000						5,000,000
DHCD	H012	Public Housing - General	Statewide	Housing	85,000,000						85,000,000



Commonwealth of Massachusetts
Five-Year Capital Investment Plan – FY2016-2020
Appendix C – Project List by Investment Category

					FY 2016						
					Approved by Funding Source (in dollars)						
Cap Agency	Plan Item	Project Name	Location	Policy Area	Bond Cap	Non Bond Cap	Operating Funds	Federal Funds	Trust Funds	Other Funds	Total
ITDC	I140	Public Housing Central Wait List	Statewide	Housing	1,000,000						1,000,000
ITDC	I141	State Rental Voucher Management System	Statewide	Housing	1,000,000						1,000,000
Housing Total					185,713,194						185,713,194
EOAF	A045	Information Technology Design and Development	Statewide	Information Technology	1,500,000						1,500,000
ITDC	I013	e-Licensing	Statewide	Information Technology	22,000,000						22,000,000
ITDC	I037	GeniSys	Statewide	Information Technology	23,773,500		2,794,682				26,568,182
ITDC	I043	State Auditors Performance and Transparency Initiative	Statewide	Information Technology	2,000,000		914,890				2,914,890
ITDC	I047	Transparency Open Checkbook Initiative	Statewide	Information Technology	500,000						500,000
ITDC	I053	CSE COMETS HD	Statewide	Information Technology	11,892,103			24,106,868		971,795	36,970,766
ITDC	I065	Virtual Gateway Infrastructure v4 Upgrade	Statewide	Information Technology	5,983,000						5,983,000
ITDC	I075	UFR eFile Upgrade and Redesign	Statewide	Information Technology	1,010,000						1,010,000
ITDC	I077	COMMBUYS	Statewide	Information Technology	2,066,715						2,066,715
ITDC	I104	New CAMIS Integrated Workplace Management System	Statewide	Information Technology	2,000,000						2,000,000
ITDC	I113	Local Enhancements to GIS Mass Parcel Mapping	Statewide	Information Technology			72,600				72,600
ITDC	I115	Legislative Documents Digitization Project	Statewide	Information Technology	1,210,140						1,210,140
ITDC	I116	New Lottery Support Systems and Peripherals	Statewide	Information Technology		45,000,000					45,000,000
ITDC	I121	Interagency Data Services	Statewide	Information Technology	3,351,551						3,351,551
ITDC	I126	Project Transformation Contingency	Statewide	Information Technology	5,000,000						5,000,000
ITDC	I127	Enterprise Projects and Standards Implementation	Statewide	Information Technology	4,900,000						4,900,000
ITDC	I128	Enterprise Data Management and Integration	Statewide	Information Technology	5,218,619						5,218,619
ITDC	I129	GovNext	Statewide	Information Technology	4,000,000						4,000,000
ITDC	I134	Statement of Financial Interests Filing & Mgt Application (SFI-FMA)	Statewide	Information Technology	450,000						450,000
ITDC	I138	Modernization of DLS Gateway Portal	Statewide	Information Technology	989,000						989,000
ITDC	I139	Hire Now (Automated Hiring)	Statewide	Information Technology	5,151,550						5,151,550
ITDC	I142	TRE - Legacy System Modernization	Statewide	Information Technology	1,425,000						1,425,000
ITDC	I143	TRE eBoards	Statewide	Information Technology	340,000						340,000
ITDC	I146	Commonwealth Disaster Recovery and Business Continuity	Statewide	Information Technology	3,250,000						3,250,000
ITDC	I147	Commonwealth Datacenter Integration Services	Statewide	Information Technology	4,500,000						4,500,000
ITDC	I149	eDiscovery on MassMail	Statewide	Information Technology	5,266,847						5,266,847
ITDC	I155	eAuthentication Replacement	Statewide	Information Technology	150,000						150,000
ITDC	I156	Commonwealth Enterprise Content Management Services	Statewide	Information Technology	3,000,000						3,000,000
ITDC	I157	Commonwealth Identity and Access Management	Statewide	Information Technology	2,100,000						2,100,000
ITDC	I158	Technology and Architecture	Statewide	Information Technology	2,000,000						2,000,000
ITDC	I159	HRCMS ACA Tax Reporting Module	Statewide	Information Technology	400,000						400,000
ITDC	I160	HR Analytics	Statewide	Information Technology			200,000				200,000



Commonwealth of Massachusetts
Five-Year Capital Investment Plan – FY2016-2020
Appendix C – Project List by Investment Category

					FY 2016						
					Approved by Funding Source (in dollars)						
Cap Agency	Plan Item	Project Name	Location	Policy Area	Bond Cap	Non Bond Cap	Operating Funds	Federal Funds	Trust Funds	Other Funds	Total
ITDC	I161	Interchange Replacement	Statewide	Information Technology	500,000						500,000
ITDC	I162	DigitalMass	Statewide	Information Technology	2,463,963						2,463,963
ITDC	I163	State Facility Wi-Fi	Statewide	Information Technology	3,000,000						3,000,000
ITDC	I164	Case Management System	Statewide	Information Technology	300,000						300,000
ITDC	I165	DCAMM Contractor Certification Portal	Statewide	Information Technology	400,000						400,000
Information Technology Total					132,091,988	45,000,000	3,982,172	24,106,868		971,795	206,152,823
EOAF	A029	Barnes Air National Guard Base	Statewide	Public Safety	2,213,000						2,213,000
EOAF	A031	Hanscom Air Force Base - Massachusetts Open Cloud	Bedford	Public Safety	250,000						250,000
DCAMM	B105	Various Construction Costs - Public Safety	Statewide	Public Safety	200,000						200,000
DCAMM	B136	Western Massachusetts Fire Training Facility	Springfield	Public Safety		2,000,000					2,000,000
DCAMM	B187	State Police Lower Basin Barracks Renovation & Addition	Boston	Public Safety	1,000,000						1,000,000
DCAMM	B211	Essex Sheriffs Department Roof and HVAC Upgrades	Middleton	Public Safety	4,200,000						4,200,000
DCAMM	B266	SDW Worcester - Medical and Intake Replacement	West Boylston	Public Safety	1,500,000						1,500,000
DCAMM	B290	POL Braintree - Firearms Range	New Braintree	Public Safety	4,800,000						4,800,000
DCAMM	B291	SDH - Hampden County JHOC - HVAC Replacement	Ludlow	Public Safety	2,250,000						2,250,000
DCAMM	B292	Bristol County Sheriff Security Upgrade	New Bedford	Public Safety	600,000						600,000
DCAMM	B293	MCI Shirley Food Service	Shirley	Public Safety	50,000						50,000
DCAMM	B312	Public Safety Comprehensive Strategic Plan	Statewide	Public Safety	250,000						250,000
EOEA	E050	Critical Coastal Infrastructure and Resilience Grants	Statewide	Public Safety	14,500,000						14,500,000
EOEA	E066	Environmental Police Vehicle and Mobile Data Terminal Replacement	Statewide	Public Safety	540,000						540,000
ITDC	I020	Integrated Criminal Justice Information System (ICJIS)	Statewide	Public Safety	11,500,000						11,500,000
DCRC	R012	Dam Safety and Inspection Program	Statewide	Public Safety	390,000						390,000
DCRC	R017	Charles River Dam and Amelia Earhart Dam Lock Replacement Program	Statewide	Public Safety	2,250,000						2,250,000
DCRC	R018	US Geological Survey Cooperative Programs	Statewide	Public Safety	800,000						800,000
DCRC	R024	Flood Control Annual Maintenance	Statewide	Public Safety	1,200,000						1,200,000
DCRC	R031	Dam Rehabilitation Program	Statewide	Public Safety	4,700,000						4,700,000
EOPS	S001	Cruiser Replacement	Statewide	Public Safety	8,280,769						8,280,769
EOPS	S002	Department of Fire Services - Equipment	Stow	Public Safety	485,000	3,150,544					3,635,544
EOPS	S005	Mobile Data Terminal Replacement	Statewide	Public Safety	2,484,231						2,484,231
EOPS	S007	Public Safety Equipment	Statewide	Public Safety	1,950,000						1,950,000
EOPS	S008	Body Armor Replacement Program	Statewide	Public Safety	350,000						350,000
EOPS	S037	Radio Network Infrastructure	Framingham	Public Safety	1,250,000						1,250,000
Public Safety Total					67,993,000	5,150,544					73,143,544
EOAF	A019	Reasonable Accommodation Capital Reserve Account	Statewide	State Government Infrastructure	150,000						150,000
EOAF	A044	Vehicle Replacement Program	Statewide	State Government Infrastructure		8,000,000					8,000,000



Commonwealth of Massachusetts
Five-Year Capital Investment Plan – FY2016-2020
Appendix C – Project List by Investment Category

Cap Agency	Plan Item	Project Name	Location	Policy Area	FY 2016							
					Approved by Funding Source (in dollars)							Total
					Bond Cap	Non Bond Cap	Operating Funds	Federal Funds	Trust Funds	Other Funds		
DCAMM	B042	DCAMM Project Operations	Statewide	State Government Infrastructure	36,800,000						36,800,000	
DCAMM	B075	Life Safety Improvements at Hurley Building - Fire Alarm & Sprinklers	Boston	State Government Infrastructure	1,000,000						1,000,000	
DCAMM	B078	Deferred Maintenance - Statewide	Statewide	State Government Infrastructure	62,870,000						62,870,000	
DCAMM	B085	Medfield State Hospital Remediation & Demolition	Medfield	State Government Infrastructure	325,000						325,000	
DCAMM	B102	Various Construction Costs - State Office Buildings and Deferred Maintenance	Statewide	State Government Infrastructure	1,420,000						1,420,000	
DCAMM	B188	DCAMM Surplus Property Management and Maintenance	Statewide	State Government Infrastructure	6,000,000						6,000,000	
DCAMM	B189	Government Center Facility Management	Boston	State Government Infrastructure	4,000,000						4,000,000	
DCAMM	B199	Liberty Street State Office Relocation, Springfield	Springfield	State Government Infrastructure	950,000						950,000	
DCAMM	B206	Surplus Property Demolition	Statewide	State Government Infrastructure	1,500,000						1,500,000	
DCAMM	B207	MITC Uninterruptable Power Supply System Replacement	Chelsea	State Government Infrastructure	1,600,000						1,600,000	
DCAMM	B215	IFM Facility Capital Costs	Statewide	State Government Infrastructure	4,300,000						4,300,000	
DCAMM	B218	Worcester Site Stabilization and Planning	Worcester	State Government Infrastructure	1,500,000						1,500,000	
DCAMM	B241	Registry of Deeds Master Plan	Statewide	State Government Infrastructure	340,000						340,000	
DCAMM	B248	State Building Critical Needs Assessment and Improvements	Boston	State Government Infrastructure	1,900,000						1,900,000	
DCAMM	B251	SEC - State Archive Building - Renovation	Boston	State Government Infrastructure	175,000						175,000	
DCAMM	B252	ITD Springfield - DRUPS Electric Bypass	Springfield	State Government Infrastructure	450,000						450,000	
DCAMM	B254	DCP - Pittsfield State Office Building - Repairs	Pittsfield	State Government Infrastructure	200,000						200,000	
DCAMM	B255	DCP - Springfield SOB, Dwight Street - Repairs	Springfield	State Government Infrastructure	2,300,000						2,300,000	
DCAMM	B257	DCP - Statewide Office Building Study	Statewide	State Government Infrastructure	500,000						500,000	
DCAMM	B271	State House - New Telecom Hub	Boston	State Government Infrastructure	100,000						100,000	
DCAMM	B272	State House - Sub-basement Water Infiltration	Boston	State Government Infrastructure	600,000						600,000	
DCAMM	B274	State House - Elevators	Boston	State Government Infrastructure	100,000						100,000	
DCAMM	B298	Veterans Memorial Cemetery - Phase 3 expansion - Agawam	Agawam	State Government Infrastructure	75,000			400,000			475,000	
DCAMM	B300	Hurley Lindemann Redevelopment - P3	Boston	State Government Infrastructure	250,000						250,000	
DCAMM	B309	MITC - Envelope Repairs	Chelsea	State Government Infrastructure	650,000						650,000	
State Government Infrastructure Total					130,055,000	8,000,000		400,000			138,455,000	
EOAF	A034	Connery Avenue/Greenway Road Repaving at Joint Base Cape Cod	Falmouth	Transportation	250,000						250,000	
DCRC	R038	DCR Parkway Maintenance	Statewide	Transportation	8,400,000						8,400,000	
DCRC	R039	DCR Parkway Reconstruction	Statewide	Transportation	32,108,441						32,108,441	
DCRC	R055	Blue Hills Parkway	Milton	Transportation	1,275,000						1,275,000	
EOTC	T002	Statewide Road and Bridge Program - Non Federal Aid Construction	Statewide	Transportation	165,706,504						165,706,504	
EOTC	T005	Accelerated Bridge Program	Statewide	Transportation		405,865,123					405,865,123	
EOTC	T013	MassDOT - Highway Division Operations	Statewide	Transportation	108,862,038			5,000,000			113,862,038	
EOTC	T015	Knowledge Corridor High Speed Rail Improvements	Statewide	Transportation		3,900,000		22,800,000			26,700,000	
EOTC	T017	MassDOT - Aeronautics Division	Statewide	Transportation	16,823,481						16,823,481	



Commonwealth of Massachusetts
Five-Year Capital Investment Plan – FY2016-2020
Appendix C – Project List by Investment Category

					FY 2016						
					Approved by Funding Source (in dollars)						
Cap Agency	Plan Item	Project Name	Location	Policy Area	Bond Cap	Non Bond Cap	Operating Funds	Federal Funds	Trust Funds	Other Funds	Total
EOTC	T018	MassDOT - Office of Planning and Programming	Statewide	Transportation	28,200,000			22,800,000			51,000,000
EOTC	T019	South Station Rail Line Improvements	Boston	Transportation		664,465					664,465
EOTC	T021	Rail Transportation	Statewide	Transportation	21,458,000			9,000,000			30,458,000
EOTC	T025	Statewide Improvement Plan - Green Line Subway Extension	Boston	Transportation		164,545,870					164,545,870
EOTC	T027	South Coast Rail	Statewide	Transportation		44,190,450					44,190,450
EOTC	T031	Statewide Road and Bridge Federally Assisted - Non Interstate	Statewide	Transportation	140,659,689			615,134,167			755,793,856
EOTC	T033	Metropolitan Highway System	Statewide	Transportation			99,666,663				99,666,663
EOTC	T034	Tobin Bridge	Statewide	Transportation			14,683,024				14,683,024
EOTC	T035	Western Turnpike	Statewide	Transportation			84,370,678				84,370,678
EOTC	T037	ALARS Modernization	Statewide	Transportation	34,450,000						34,450,000
EOTC	T044	Registry of Motor Vehicles	Statewide	Transportation	4,200,000						4,200,000
EOTC	T045	MBTA Projects	Statewide	Transportation		77,602,032					77,602,032
EOTC	T046	Transit Division	Statewide	Transportation	35,640,288						35,640,288
EOTC	T047	Red and Orange Line Vehicles and Improvements	Statewide	Transportation		103,135,391					103,135,391
EOTC	T050	Boston Harbor Dredging	Boston	Transportation	35,000,000						35,000,000
Transportation Total					633,033,441	799,903,331	198,720,365	674,734,167			2,306,391,304
Grand Total					2,125,000,000	898,053,875	205,699,747	716,579,799	265,000	161,647,795	4,107,246,216